

Tuesday 23rd June 2020

Today's Schedule

Daily Reminders:

- Check work that has been returned to you for any feedback. If you have been given '100' that means you have completed the task and no more needs to be done. If you have a score less than 100, it means you need to revisit it and improve.
- Please do not 'share' documents with the teachers. Instead, try to use the 'hand it in' tool.
- Just do your best in completing the tasks set. We will not be upset if you are struggling to complete a task or if you cannot work out how to submit it. Please ask your family and friends to help you with this.
- If necessary, send us a private message on the task you are struggling with so we can help you solve it.

TT Rockstars or NumBots

20 minutes

A message from TT Rockstars ...

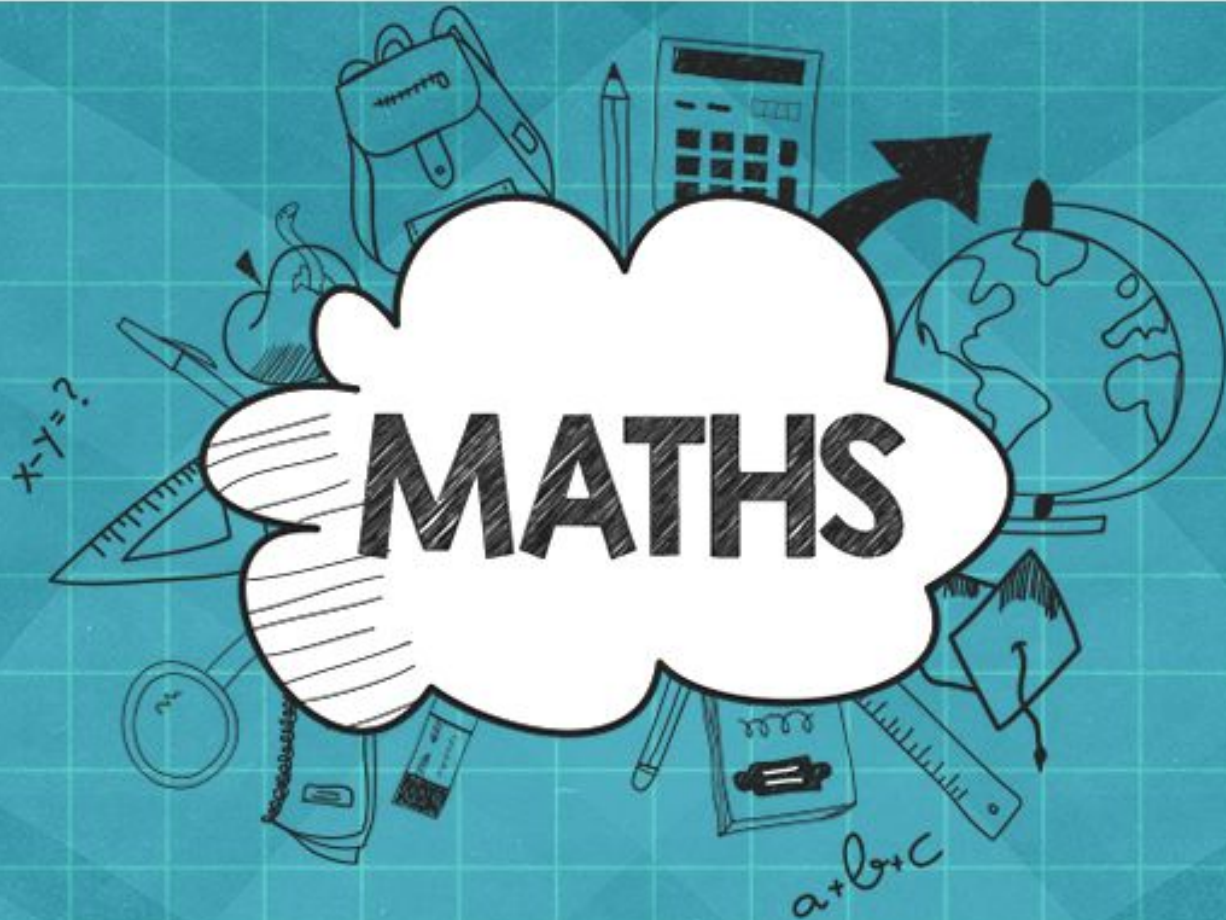
We got in touch with GUINNESS WORLD RECORDS about how fast some of our times tables rockers are getting. After some conversations they have created a new title - "the highest score achieved on 'Times Tables Rock Stars in one minute!'"

To make an Official Attempt, players need to record a video of themselves achieving their highest score in the Studio* and send the video to support@mathscircle.com by 23:59 UK time on 4th June 2020.

*Studio games go up 12×12 and include corresponding division facts.

Daily Maths Learning

40 minutes



Lesson 5: Balancing equations using the compensation property of addition and subtraction

For this lesson you will need a piece of paper, pencil and a ruler.

Upper KS2
Number, Addition
and Subtraction

Lesson 5

4,960 g

5,040 g

10,000 g

Keep the notes that you make in the lesson today. Tomorrow you will review them before beginning your new learning.

Quiz

Open the quiz on Google Classroom and complete the questions for lesson 5.

Reading

20 minutes

Hilaire Belloc

1870 - 1953

Listen and read along with
Miss Lander

Use the text to help you
answer today's **retrieval**
questions.

Retrieval:

1. Read each statement
2. Use the text to decide if the statement is true or false.
3. Check your answers on the following slide.

Answer the questions on the
Google Form provided.



Answers

- 1) False
- 2) False
- 3) True
- 4) False
- 5) True
- 6) True
- 7) False
- 8) True
- 9) False
- 10) True



Daily English Learning

40 minutes

One Chance

Tuesday 23rd June 2020

The Mirror of Wishes

Do you remember how, in *Snow White*, the wicked Queen used a mirror that always told the truth? This poem is about what happens when different characters look into a mirror that shows what you wish for. Make a list of people who might look into the wishing mirror and think about what they would wish to see. Pie decided to write about – *a teacher, a sailor, a superhero, an astronaut, a pirate, a dragon hunter and a writer.*

As you can see, he has written each idea using the same pattern, based on two lines. Copy his pattern but use your own characters and ideas about what they might wish for. Write your poem on the slide after the example.

The Mirror of Wishes

© Pie Corbett 2020

The teacher looked into the mirror

And saw a class of hard-working children.

A sailor looked into the mirror

And saw the still waters of the Atlantic.

Batman looked into the mirror

And saw a crime free day in Gotham City.

An astronaut looked into the mirror

And saw his capsule landing in the sea.

A pirate looked into the mirror

And saw where a treasure chest lay buried.

A dragon hunter looked into the mirror

And saw the location of a dragon's cave.

A writer looked into the mirror

And saw stories waiting to be told.


Now it's your turn:

Word of the Week

5 minutes

Round of applause for this week's word:

pelt



Look up the meaning of the word pelt and write it here:

Which word class(es) does it belong to?

How does it compare with what you thought it meant?

Wider Work - History

1 hour

**L.O: To explain what life
was like in Viking Britain**

Tuesday 23rd June 2020

L.O: To explain what life was like in Viking Britain.

The Vikings were not all bloodthirsty raiders. Some came to fight, but others came to Britain to live peacefully.

Their **longships** brought families who settled in villages. There were farmers, who kept animals and grew crops, and skilful craft workers, who made beautiful metalwork and wooden carvings. Everyone lived together in a large home called a **longhouse**.

The Vikings also brought with them their way of life and beliefs. The Norse people worshipped many gods and loved to tell stories of magic and monsters around the fire.

L.O: To explain what life was like in Viking Britain.

<https://www.bbc.co.uk/bitesize/topics/ztyr9j6/articles/ztqbr82>

Click on each of the Viking family members below to find out more about their life.




L.O: To explain what life was like in Viking Britain.

Task:

Use the information from the family's recount to write a list of activities each of the following people may have done in Viking Britain.

- Women
- Men
- Children



L.O: To explain what life was like in Viking Britain.

Choose one of the following parts of Viking life to research further and create a fact file based on your research.

- Viking jobs
- Viking houses
- Viking laws
- Viking hobbies
- Viking society

Thinking Deeply Challenge:

Include images of real life artefacts that prove your research is correct.



Task 2

Creative Learning Opportunities

1 hours

Choose an activity to complete in this time. Create a journal to keep track of the activities you have done.

Creative Learning Opportunities:

<https://classroom.google.com/u/0/c/Njl4NDkyODk0ODBa/m/NTQ1NzQ1NzYzMDJa/details>

<https://classroom.google.com/u/0/c/Njl4NDkyODk0ODBa/m/NTQ4NjlzMDQ5MjJa/details>

<https://classroom.google.com/u/0/c/Njl4NDkyODk0ODBa/a/NTM2NTM5NTM2MzRa/details>

<https://classroom.google.com/u/0/c/Njl4NDkyODk0ODBa/m/NzM3MTQ3OTEwNzNa/details>

<https://classroom.google.com/u/0/c/Njl4NDkyODk0ODBa/m/NjEzODc1MTUwMDVa/details>

<https://classroom.google.com/u/0/c/Njl4NDkyODk0ODBa/a/NTQyNjQzNzk3MDFa/details>

Create your journal using the slides created here:

<https://classroom.google.com/u/0/c/Njl4NDkyODk0ODBa/a/NzQzMDgyNTE1ODRa/details>

PE

30 mins to 1 hour

Real PE

The website address is: home.jasmineactive.com

Parent email: parent@whyteleafe-1.com

Password: whyteleafe

Login and access the daily and weekly guidance for PE at home

Fitt In

Website : https://www.fitt-in.co.uk/checkout?rid=m4xDde&cf_3=g95

Username : whyteleafeprimary@fitt-in.co.uk

Password : WPS2020HomeUserA1F

Login and access lots of videos and resources to do PE at home