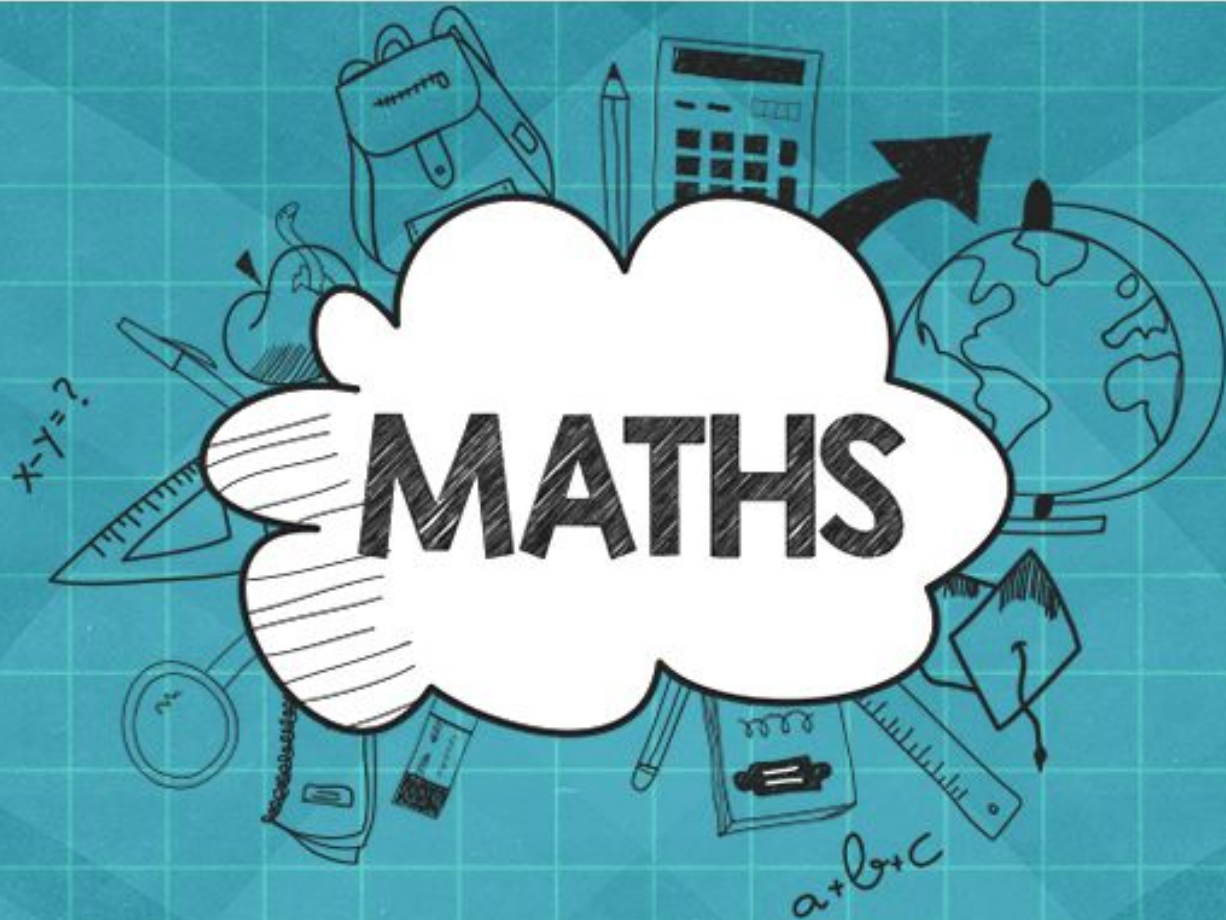


Friday 5th June

Home Learning

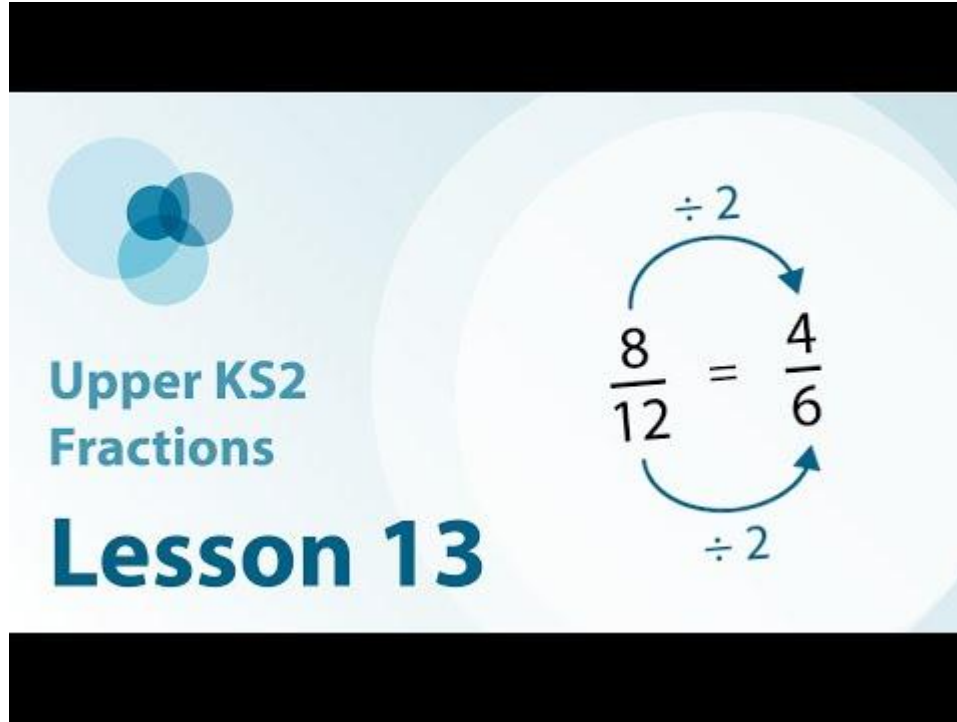
9-9.30 Brain wake and shake with Joe Wicks





Lesson 13 Simplify a fraction when the numerator is not the highest common factor.

For this lesson you will need a piece of paper, pencil and a ruler.



The graphic features a light blue background with a circular pattern. On the left, there is a logo consisting of three overlapping circles in shades of blue. Below the logo, the text reads "Upper KS2 Fractions" in a medium blue font, followed by "Lesson 13" in a larger, bold, dark blue font. To the right of the text, a mathematical diagram shows the fraction $\frac{8}{12}$ on the left, an equals sign in the middle, and the fraction $\frac{4}{6}$ on the right. Two curved arrows connect the two fractions: one at the top pointing from left to right, and one at the bottom pointing from right to left. Above the top arrow and below the bottom arrow is the symbol $\div 2$, indicating that both the numerator and denominator of the first fraction were divided by 2 to simplify it to the second fraction.

Keep the notes that you make in the lesson today. Tomorrow you will review them before beginning your new learning.

Quiz

Open the quiz on Google Classroom and complete the questions for lesson 13.

https://docs.google.com/forms/d/e/1FAIpQLSejMjcM9GHzharID7Q1Bm97E4BwOiGy7EO6AN5yAYSP5SCfMw/viewform?usp=sf_link

**LO: To write a persuasive
advert.**

Friday 6th June

Look at your plan for your gadget from yesterday.



Can you add anything to it?

Read this!

The Multi-Function Mobile Phone

Are you a spy interested in the latest, state-of-the-art gadgets? If so, you will need the new Multi-Function Mobile Phone. Don't be the only spy left stranded on your next mission unable to contact those back home.

The Multi-Function Mobile Phone is the ideal phone for all spies as it boasts a host of amazing features. Firstly, it has worldwide access so that you can always be in contact with HQ. Additionally, it has a cloaking mode allowing you to make untraceable calls.

This ideal mobile phone has the added bonus of a hidden tranquillizer dart that can be fired through the aerial. It is guaranteed to leave your enemies stunned (though with no serious after effects). A further feature is that the phone is made from titanium steel; it is unbreakable, working both underwater and in outer space!

Perhaps the most essential reason for purchasing this 'must-have' phone is that it can only be used by the owner. Access to the phone is restricted using a Fingerprint Recognition Scanner (or F.R.S. for short). Your secret missions and evidence will be safe using this phone as it is simply impossible to hack into.

Don't just take our word for it! Listen to what James Bond - who is known by his code number 007 - has to say about this must-have phone: "I thought I had every gadget I required until Q invented the magnificent Multi-Function Mobile Phone. Now I wouldn't possibly attempt a mission without it."

If that weren't enough, the Multi-Function Mobile Phone comes complete with a wireless charger and free leather case. Make sure you don't miss out: buy today by visiting www.spygadgetzone.com!

What makes an advert persuasive?

- Rhetorical questions addressed to the audience
- Imperative verbs e.g. Purchase, use, jump...
- Positive language to describe benefits
- Focus on positive features
- Talking to audience e.g. YOU will not be disappointed....
- Strong vocabulary to 'show off'. Use of superlatives e.g. ultimate, best...
- Can you think of any more?

Task: Using your plan from yesterday, write a speech advertising your gadget. Remember to include persuasive features.

Challenge:
Can you record yourself giving your speech about your gadget?

Underlying structure of and advert/persuasion	Jot down notes on your ideas for your gadget
Punchy/catchy title	
Opening hook – to make reader feel must have this item	
List main features in a persuasive manner	
Extra features or bonuses	
Key reason for purchasing gadget	
Supporting quotation from a well-known person/expert	
Free offers plus necessary information (website, phone number, price)	

**LO: I know how to use
technology positively and
safely.**

Friday 5th June

How can we stay safe online?

Can you write down 5 top tips for staying safe?



Do you remember these SMARTT rules?

The SMARTT rules

- S** Stay safe by not posting or sharing private information or pictures
- M** Meeting someone you have met online can be dangerous. It is best not to do this at all but if you must, take a parent or carer with you.
- A** Accepting messages and emails or opening files, pictures or links sent by someone you don't know can be risky. They might contain viruses or have nasty messages or images meant to upset you.
- R** Reliable information is important. People online can be whoever they want to be and say whatever they like. Many things on the internet are fake. Check things out to make sure they are true or real by asking an adult you trust. If you like chatting online only do this with friends and family who you know in REAL life, and use your privacy settings.
- R** Rights and Responsibilities. Remember we have the right to be treated with respect online and we have a responsibility we do the same for others. If you are going to be unkind to someone online (because you feel you want to, or because others are encouraging you to), stop and think if this is the right thing to do.
- T** Tell a trusted adult if something online is worrying you or a friend. If something makes you feel uncomfortable online, listen to your conscience and tell someone. Also speak out if there is bullying happening online to you or someone you know.

Do you feel more confident with technology than your adult?



Why do you think this?

A possible explanation....

The adults in your life may not have had the same amount of education about the internet and its risks.

Why they think this might be?

There have been rapid changes in technology since the internet was first made public in the 1990's and technology has become more sophisticated and can do so much more now compared to when their parents/carers were at school.

Then vs now

What is the same and different about phones then vs now. What can the iphone do that the pink phone couldn't/could?




Similar to Miss Power's first phone in 2005.

No camera

Could text and make phone calls.

Pay as you go credit.

Internet access- paid per minute (approx 25p), very slow, not used as it would eat credit!



Task: Create at least 2 slides for adults giving advice about safety of a particular device.

E.g.

How to stay safe on the XBOX?

How to stay safe on the iphone?

Think about what information would be useful for adults to know?

What top tips could you give them to ensure everyone's safety?



Reflection

What have you learnt this lesson?

How can you stay safe online?

Why might adults not be as confident with safety of technology?

