

Wednesday 17th June 2020

Today's Schedule

Daily Reminders:

- Check work that has been returned to you for any feedback. If you have been given '100' that means you have completed the task and no more needs to be done. If you have a score less than 100, it means you need to revisit it and improve.
- Please do not 'share' documents with the teachers. Instead, try to use the 'hand it in' tool.
- Just do your best in completing the tasks set. We will not be upset if you are struggling to complete a task or if you cannot work out how to submit it. Please ask your family and friends to help you with this.
- If necessary, send us a private message on the task you are struggling with so we can help you solve it. Messages should only be sent through the 'Private Messages' assignment, not on individual assignments.

TT Rockstars or NumBots

20 minutes

A message from TT Rockstars ...

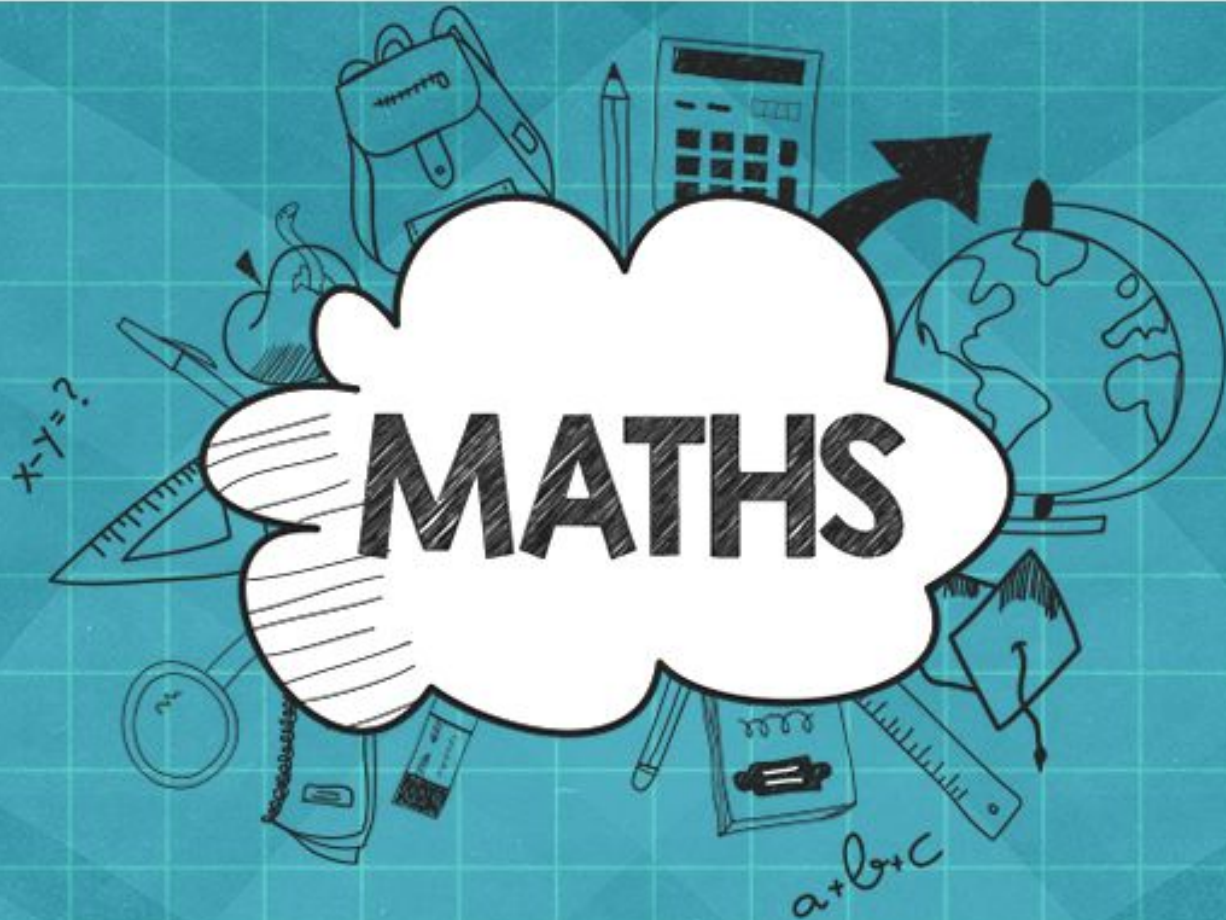
We got in touch with GUINNESS WORLD RECORDS about how fast some of our times tables rockers are getting. After some conversations they have created a new title - "the highest score achieved on 'Times Tables Rock Stars in one minute!'"

To make an Official Attempt, players need to record a video of themselves achieving their highest score in the Studio* and send the video to support@mathscircle.com by 23:59 UK time on 4th June 2020.

*Studio games go up 12×12 and include corresponding division facts.

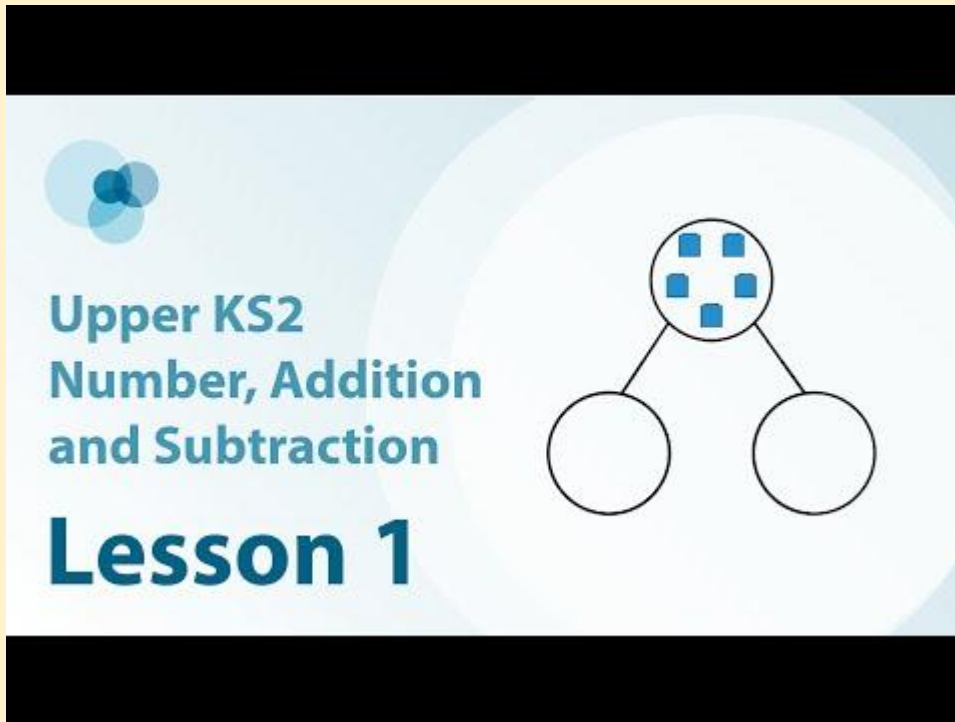
Daily Maths Learning

40 minutes



Lesson 1: Adjust addends, to make a calculation easier, keeping the sum the same.

For this lesson you will need a piece of paper, pencil and a ruler.



The image shows a lesson title card with a light blue background and a black border. In the top left corner, there is a logo consisting of three overlapping circles in shades of blue. The text on the card reads: "Upper KS2 Number, Addition and Subtraction Lesson 1". To the right of the text is a diagram of a number bond, which consists of a large circle at the top containing five small blue squares, and two smaller empty circles below it connected by lines.

Upper KS2
Number, Addition
and Subtraction
Lesson 1

Keep the notes that you make in the lesson today. Tomorrow you will review them before beginning your new learning.

<https://youtu.be/uxRuA8ZhHMA>

Reading

20 minutes

Henry King

Who chewed bits of strings, and was early cut off in
dreadful agonies
by Hilaire Belloc

Listen and read along with
Miss Lander

Use the text to help you
answer today's **explain**
questions.

Explain:

1. How do we know Henry King's parents cared for him?
2. Did the doctors work for free?
3. Reread the by-line underneath the title. Was Henry King's death painful?

Answer the questions on the Google Form provided.



Daily English Learning

40 minutes

The Game

Wednesday 17th June 2020

Now add your ideas to the boxed-up planner, based on The Game, so you can plan your whole story.

See the Google Doc in your assignment, which has the boxing up for you to complete.

Introduce the main characters (MCs) and where they are

MCs find something they have not seen before

The object that has been found causes strange things to happen

MCs work out how to stop the strange things


Everything is back to normal

Word of the Week

5 minutes

Round of applause for this week's word:

obnoxious



What does it sound like?

Think about: syllables, phonemes



What does it rhyme with?

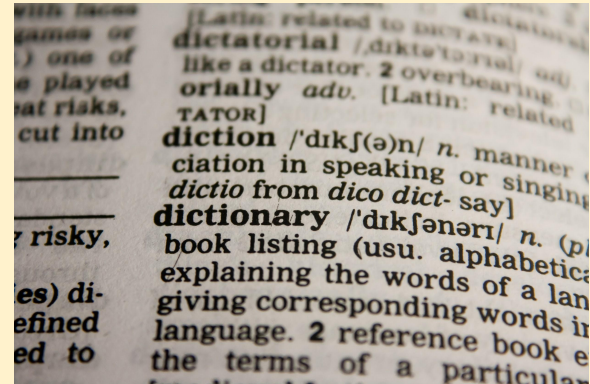
I wandered lonely as a cloud
That floats on high o'er vales and hills,
When all at once I saw a crowd,
A host of golden daffodils,
Beside the lake, beneath the trees,
Fluttering and dancing in the breeze.



What does it look like?



What does it mean?



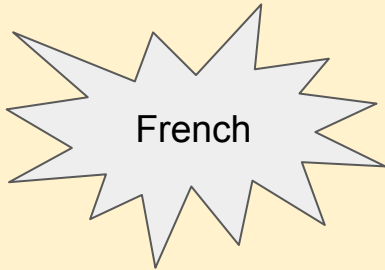
Wider Work - French and Music

1 hour

Music slides will be posted separately.

Language Learning At Home

Wednesday 10th June 2020



Click on this link:

<http://www.nicurriculum.org.uk/pl/>

Explore the languages and try out some of the activities.

Have fun!

Music slides will be added to
Google Classroom separately.

Creative Learning Opportunities

1 hours

Choose an activity to complete in this time. Create a journal to keep track of the activities you have done.

Creative Learning Opportunities:

<https://classroom.google.com/u/0/c/Njl4NDkyODk0ODBa/m/NTQ1NzQ1NzYzMDJa/details>

<https://classroom.google.com/u/0/c/Njl4NDkyODk0ODBa/m/NTQ4NjlzMDQ5MjJa/details>

<https://classroom.google.com/u/0/c/Njl4NDkyODk0ODBa/a/NTM2NTM5NTM2MzRa/details>

<https://classroom.google.com/u/0/c/Njl4NDkyODk0ODBa/m/NzM3MTQ3OTEwNzNa/details>

<https://classroom.google.com/u/0/c/Njl4NDkyODk0ODBa/m/NjEzODc1MTUwMDVa/details>

<https://classroom.google.com/u/0/c/Njl4NDkyODk0ODBa/a/NTQyNjQzNzk3MDFa/details>

Create your journal using the slides created here:

<https://classroom.google.com/u/0/c/Njl4NDkyODk0ODBa/a/NzQzMDgyNTE1ODRa/details>

PE

30 mins to 1 hour

Real PE

The website address is: home.jasmineactive.com

Parent email: parent@whyteleafe-1.com

Password: whyteleafe

Login and access the daily and weekly guidance for PE at home

Fitt In

Website : https://www.fitt-in.co.uk/checkout?rid=m4xDde&cf_3=g95

Username : whyteleafeprimary@fitt-in.co.uk

Password : WPS2020HomeUserA1F

Login and access lots of videos and resources to do PE at home