

# Tuesday 14th July 2020

Today's Schedule

# Daily Reminders:

- Check work that has been returned to you for any feedback. If you have been given '100' that means you have completed the task and no more needs to be done. If you have a score less than 100, it means you need to revisit it and improve.
- Please do not 'share' documents with the teachers. Instead, try to use the 'hand it in' tool.
- Just do your best in completing the tasks set. We will not be upset if you are struggling to complete a task or if you cannot work out how to submit it. Please ask your family and friends to help you with this.
- If necessary, send us a private message on the task you are struggling with so we can help you solve it.

# TT Rockstars or NumBots

20 minutes

# A message from TT Rockstars ...

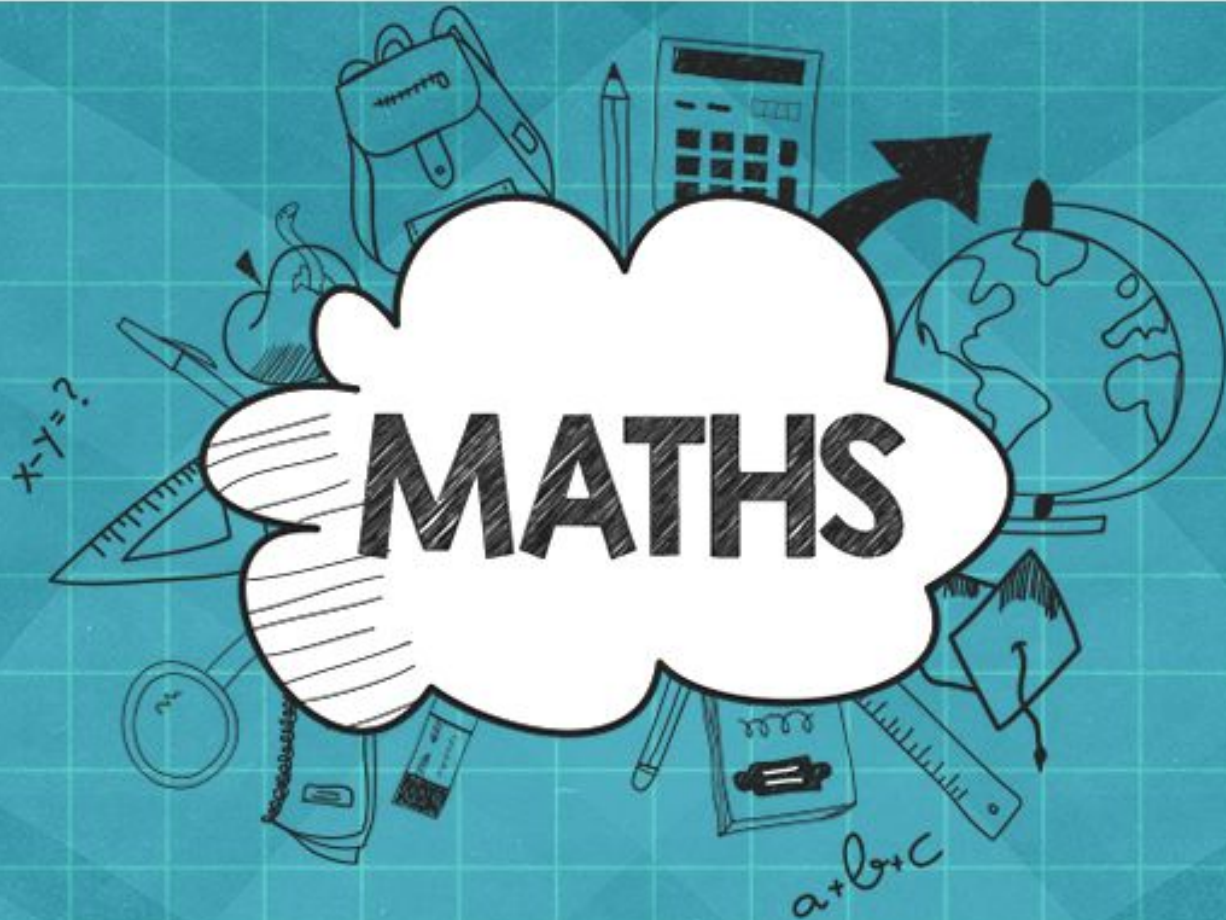
We got in touch with GUINNESS WORLD RECORDS about how fast some of our times tables rockers are getting. After some conversations they have created a new title - "the highest score achieved on 'Times Tables Rock Stars in one minute!'"

To make an Official Attempt, players need to record a video of themselves achieving their highest score in the Studio\* and send the video to [support@mathscircle.com](mailto:support@mathscircle.com) by 23:59 UK time on 4th June 2020.

\*Studio games go up  $12 \times 12$  and include corresponding division facts.

# Daily Maths Learning

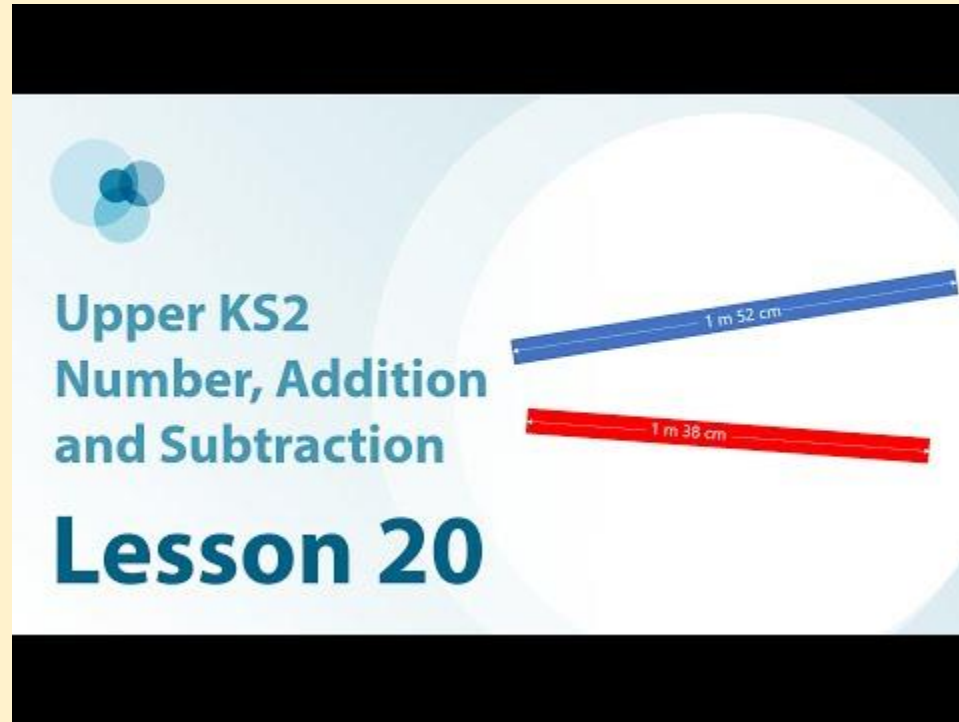
40 minutes



# Lesson 20 Apply the generalisation about how the minuend and difference change to solve problems

## For this lesson you will need:

A pen/pencil, a piece of paper and a ruler.



The image shows a lesson title card for 'Upper KS2 Number, Addition and Subtraction Lesson 20'. It features a blue and red double-headed arrow graphic with the text '1 m 52 cm' and '1 m 36 cm' written on it. The background is light blue with a white circle.

Upper KS2  
Number, Addition  
and Subtraction

**Lesson 20**

Keep the notes  
that you make in  
the lesson today.  
Tomorrow you  
will review them  
before beginning  
your new  
learning.

# Quiz

Open the quiz on Google Classroom and complete the questions for lesson 20.



# Spellings

Using the logins Miss Lander posted on Google Classroom on 16th June, go to [EdShed Web Game - Spelling Shed and Maths Shed](#) and play the game.

# Reading

20 minutes

# Tom's Midnight Garden


By Philippa Pearce

Listen and read along with  
Miss Lander

Use the text to answer the  
**retrieve** questions.

# Retrieve

1. How many times does the clock strike in paragraph 2?
2. What time is it on the clock face?
3. Where is the grandfather clock standing as it strikes this strange and magical hour?



# Daily English Learning

40 minutes



# Drama: putting actions to your story map.

Tuesday 14th July 2020

# Act it out!

Put actions to your story map and see if you can learn it off by heart.

Don't try to learn the modelled text itself off by heart, just put actions and say aloud what you see on your story map.


Recite it to your family.

# Word of the Week

5 minutes

Round of applause for this week's word:

**robust**



**Look up the meaning of the word robust and write it here:**

**Which word class(es) does it belong to?**

**How does it compare with what you thought it meant?**

# Wider Work - History

1 hour

**L.O: To order events  
chronologically on a timeline.**

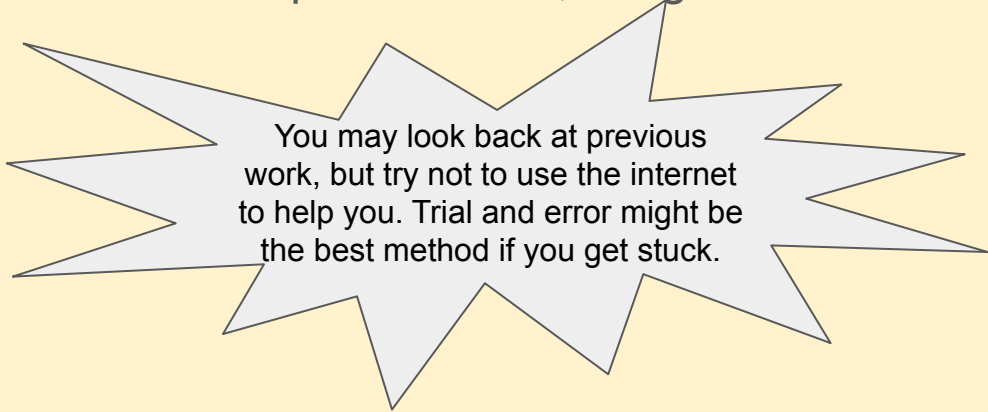
Tuesday 14th July 2020

# L.O: To order events chronologically on a timeline.

## Task:

On the following slides is a selection of short statements about different events in Saxon and Viking times. You must use your understanding from what we have looked at this year to order them on the timeline chronologically.

As well as ordering the statements, you must add specific dates, images and locations where possible.



You may look back at previous work, but try not to use the internet to help you. Trial and error might be the best method if you get stuck.



# L.O: To order events chronologically on a timeline.

- Offa King of Mercia declares himself King of England
- Vikings attack Lindisfarne
- The kingdom of East Anglia was formed
- The Kingdom of Mercia is formed
- St Augustine introduces Christianity
- Alfred the Great rules
- Battle of Hastings Normans defeat the Saxons
- Romans left Britain leaving it unguarded
- The kingdom of Wessex is formed
- Canute the Great rules as first Viking



# L.O: To order events chronologically on a timeline.

- England Danes capture York (Jorvik)
- Vikings from Denmark, Sweden and Norway settle permanently in England
- The Viking Age begins
- First recorded Viking attack
- Viking raid on Lindisfarne
- Viking army from Denmark invades
- Battle of Hastings / William I King of England
- King Canute (Cnut) of Denmark King of England
- King Alfred defeats the Vikings / Allows them to settle in East England



L.O: To order events chronologically on a timeline.

**Thinking Deeply Challenge:**

Do you notice that the timelines of Saxons and Vikings overlap?

Why do you think this is? What does it tell us about history?

# Creative Learning Opportunities

1 hours

# Choose an activity to complete in this time. Create a journal to keep track of the activities you have done.

## Creative Learning Opportunities:

<https://classroom.google.com/u/0/c/Njl4NDkyODk0ODBa/m/NTQ1NzQ1NzYzMDJa/details>

<https://classroom.google.com/u/0/c/Njl4NDkyODk0ODBa/m/NTQ4NjlzMDQ5MjJa/details>

<https://classroom.google.com/u/0/c/Njl4NDkyODk0ODBa/a/NTM2NTM5NTM2MzRa/details>

<https://classroom.google.com/u/0/c/Njl4NDkyODk0ODBa/m/NzM3MTQ3OTEwNzNa/details>

<https://classroom.google.com/u/0/c/Njl4NDkyODk0ODBa/m/NjEzODc1MTUwMDVa/details>

<https://classroom.google.com/u/0/c/Njl4NDkyODk0ODBa/a/NTQyNjQzNzk3MDFa/details>

Create your journal using the slides created here:

<https://classroom.google.com/u/0/c/Njl4NDkyODk0ODBa/a/NzQzMDgyNTE1ODRa/details>

# PE

30 mins to 1 hour

# Real PE

The website address is: [home.jasmineactive.com](http://home.jasmineactive.com)

Parent email: [parent@whyteleafe-1.com](mailto:parent@whyteleafe-1.com)

Password: whyteleafe

Login and access the daily and weekly guidance for PE at home

# Fitt In

Website : [https://www.fitt-in.co.uk/checkout?rid=m4xDde&cf\\_3=g95](https://www.fitt-in.co.uk/checkout?rid=m4xDde&cf_3=g95)

Username : [whyteleafeprimary@fitt-in.co.uk](mailto:whyteleafeprimary@fitt-in.co.uk)

Password : WPS2020HomeUserA1F

Login and access lots of videos and resources to do PE at home