

Wednesday 1st July 2020

Today's Schedule

Daily Reminders:

- Check work that has been returned to you for any feedback. If you have been given '100' that means you have completed the task and no more needs to be done. If you have a score less than 100, it means you need to revisit it and improve.
- Please do not 'share' documents with the teachers. Instead, try to use the 'hand it in' tool.
- Just do your best in completing the tasks set. We will not be upset if you are struggling to complete a task or if you cannot work out how to submit it. Please ask your family and friends to help you with this.
- If necessary, send us a private message on the task you are struggling with so we can help you solve it. Messages should only be sent through the 'Private Messages' assignment, not on individual assignments.

TT Rockstars or NumBots

20 minutes

A message from TT Rockstars ...

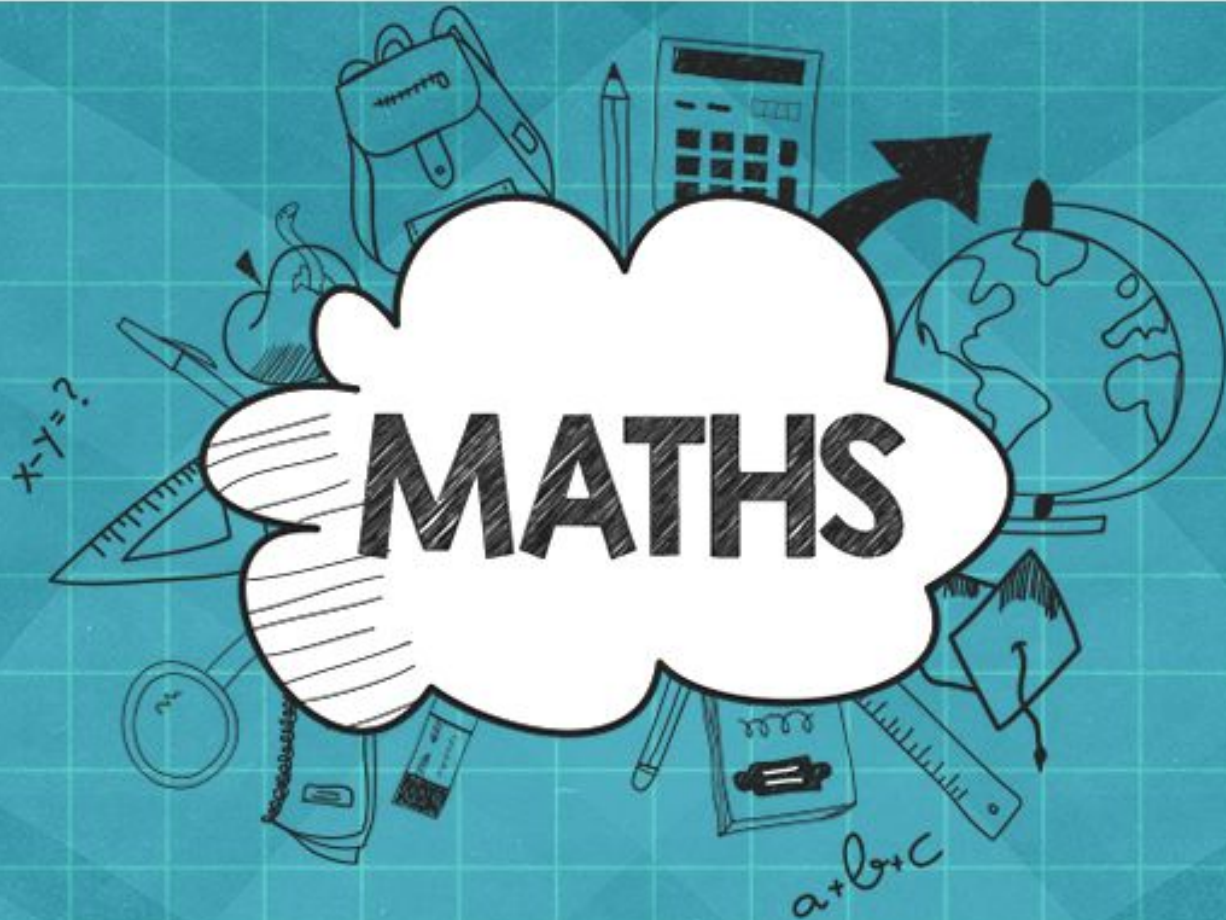
We got in touch with GUINNESS WORLD RECORDS about how fast some of our times tables rockers are getting. After some conversations they have created a new title - "the highest score achieved on 'Times Tables Rock Stars in one minute!'"

To make an Official Attempt, players need to record a video of themselves achieving their highest score in the Studio* and send the video to support@mathscircle.com by 23:59 UK time on 4th June 2020.

*Studio games go up 12×12 and include corresponding division facts.

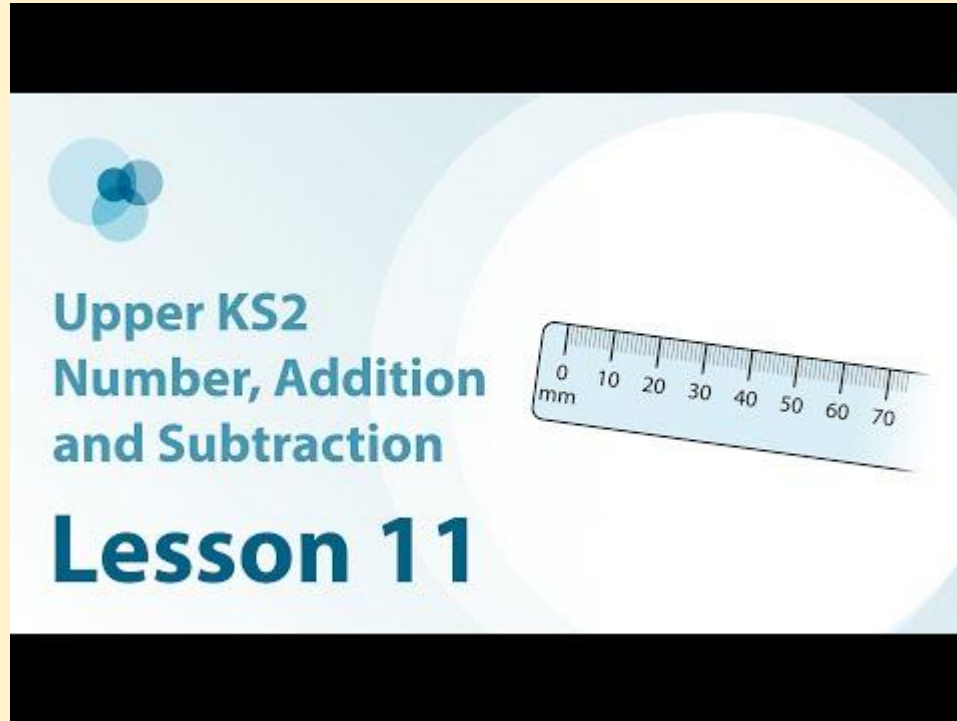
Daily Maths Learning

40 minutes



Lesson 11: Introduction to same difference

For this lesson you will need a piece of paper, pencil and a ruler.

A title card for a lesson. It features a light blue background with a large white circle on the right. Inside the circle is a ruler with markings from 0 to 70 mm. To the left of the ruler, the text reads: "Upper KS2", "Number, Addition and Subtraction", and "Lesson 11". There is a small blue circular logo in the top left corner of the card.

Upper KS2
Number, Addition
and Subtraction
Lesson 11

Keep the notes that you make in the lesson today. Tomorrow you will review them before beginning your new learning.

Quiz

Open the quiz on Google Classroom and complete the questions for lesson 11.

Reading

20 minutes

The Arabian Nights


Listen and read along with
Miss Lander

Use the text to help you
answer today's **explain**
questions.

Explain:

1. How do we know the monster is evil?
2. Are Sinbad and his men scared?
How do you know? On a scale of 1-10, how scared do you think they are?
3. How do we know that the monster eats people before it kills the captain?

Answer the questions on the Google Form provided.



Daily English Learning

40 minutes

**LO: To write effective
sentences for our adventure
story.**

Wednesday 1st July 2020

Steps to success for this lesson:

- **Short sentences for effect**
- **Action and sound**

Here is a clip of Mr Wormwood from 'Matilda':

<https://www.youtube.com/watch?v=Pks7q2gyM-s>

While you watch it, write down verbs for his mannerisms.



Plot Point 2
Time stands
still

Add your verbs to this bank:

- **Slinked**
- **Shuffled**
- **Smirked**
- **Sniggered**
- **Simpered**
- **Charmed**
- **Gestured**
- **Winked**
-
-

Here are some short sentences:

He smirked. He winked. He slinked.

Now you write three short sentences for the salesman's actions underneath.

Challenge: use alliteration.

Now, imagine you are Liam.

Your task is to do the opposite of each of the salesman's gestures. This is what the salesman did:

He smirked. He winked. He slinked.

Have a go at thinking what the opposite of the actions you wrote would be and write your answer here.



Check what you have written against this modelled answer:

He smirked. He winked. He slinked.

I smiled. I winced. I stood.



If you haven't already written three short sentences with **your** actions, do so on this slide.

He smirked. He winked. He slinked.

Challenge: use alliteration.



Watch this video clip:

<https://www.youtube.com/watch?v=PJmy6WjFubo>

Notice how the slowing down of the action allows us to focus on small details.

Now, imagine the car salesman handing Liam the keys to the Porsche and time slowing down.

What small actions, sounds, etc., would be captured in this moment?

Write your answers on the next slide.

Look at this modelled paragraph:

Time stood still as his hand stretched up towards the neat rows of key fobs. The showroom fell eerily silent, except for my throbbing heartbeat and the slight jingling of metal approaching my clammy palm.

Time stood still as his hand stretched up towards the neat rows of key fobs. The showroom fell eerily silent, except for my throbbing heartbeat and the slight jingling of metal approaching my clammy palm.

Have a go at using lots of description to slow down the ‘passing of the key’ moment.

Write your description under here and go onto a new slide if you need to:

This is another key moment for Liam and our story.



Plot Point 2
**Time stands
still**

Do you think this was a high or a low key moment for Liam?

Write down your answer here:




Plot Point 2
Time stands
still

Word of the Week

5 minutes

Round of applause for this week's word:

plagued



Can you put it in a sentence?



Wider Work - French and Music

1 hour

French and Music slides will
be added to Google
Classroom separately.

Creative Learning Opportunities

1 hours

Choose an activity to complete in this time. Create a journal to keep track of the activities you have done.

Creative Learning Opportunities:

<https://classroom.google.com/u/0/c/Njl4NDkyODk0ODBa/m/NTQ1NzQ1NzYzMDJa/details>

<https://classroom.google.com/u/0/c/Njl4NDkyODk0ODBa/m/NTQ4NjlzMDQ5MjJa/details>

<https://classroom.google.com/u/0/c/Njl4NDkyODk0ODBa/a/NTM2NTM5NTM2MzRa/details>

<https://classroom.google.com/u/0/c/Njl4NDkyODk0ODBa/m/NzM3MTQ3OTEwNzNa/details>

<https://classroom.google.com/u/0/c/Njl4NDkyODk0ODBa/m/NjEzODc1MTUwMDVa/details>

<https://classroom.google.com/u/0/c/Njl4NDkyODk0ODBa/a/NTQyNjQzNzk3MDFa/details>

Create your journal using the slides created here:

<https://classroom.google.com/u/0/c/Njl4NDkyODk0ODBa/a/NzQzMDgyNTE1ODRa/details>

PE

30 mins to 1 hour

Real PE

The website address is: home.jasmineactive.com

Parent email: parent@whyteleafe-1.com

Password: whyteleafe

Login and access the daily and weekly guidance for PE at home

Fitt In

Website : https://www.fitt-in.co.uk/checkout?rid=m4xDde&cf_3=g95

Username : whyteleafeprimary@fitt-in.co.uk

Password : WPS2020HomeUserA1F

Login and access lots of videos and resources to do PE at home