

# Thursday 2nd July 2020

Today's Schedule

# Daily Reminders:

- Check work that has been returned to you for any feedback. If you have been given '100' that means you have completed the task and no more needs to be done. If you have a score less than 100, it means you need to revisit it and improve.
- Please do not 'share' documents with the teachers. Instead, try to use the 'hand it in' tool.
- Just do your best in completing the tasks set. We will not be upset if you are struggling to complete a task or if you cannot work out how to submit it. Please ask your family and friends to help you with this.
- If necessary, send us a private message on the task you are struggling with so we can help you solve it.

# TT Rockstars or NumBots

20 minutes

# A message from TT Rockstars ...

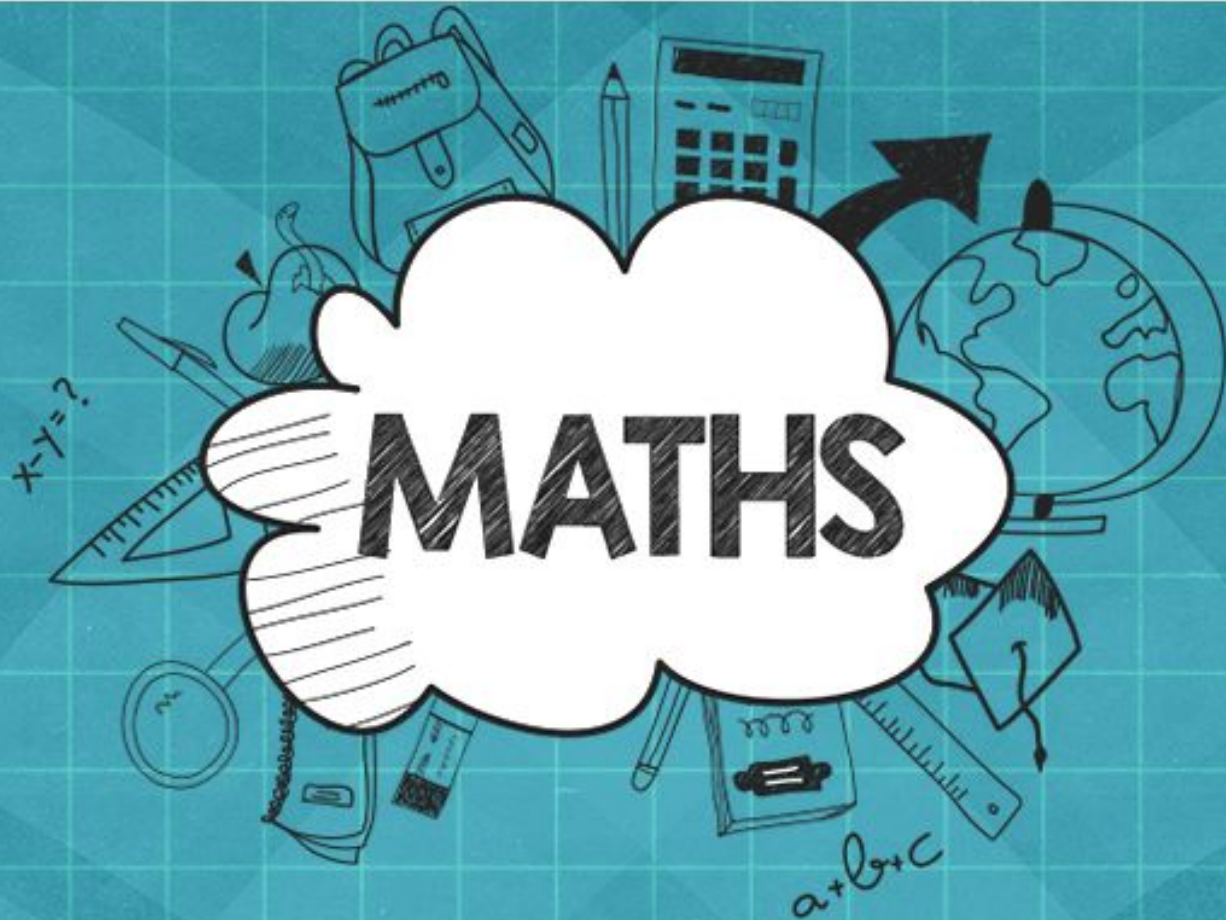
We got in touch with GUINNESS WORLD RECORDS about how fast some of our times tables rockers are getting. After some conversations they have created a new title - "the highest score achieved on 'Times Tables Rock Stars in one minute!'"

To make an Official Attempt, players need to record a video of themselves achieving their highest score in the Studio\* and send the video to [support@mathscircle.com](mailto:support@mathscircle.com) by 23:59 UK time on 4th June 2020.

\*Studio games go up  $12 \times 12$  and include corresponding division facts.

# Daily Maths Learning

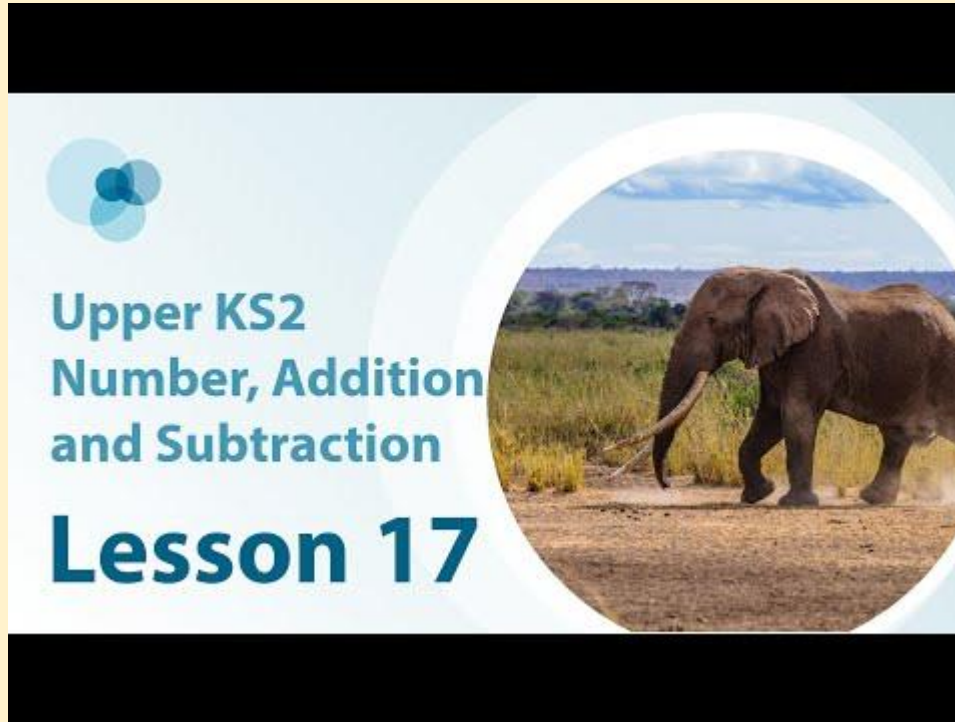
40 minutes



# Lesson 17 Practice: 'same difference' in different contexts

## For this lesson you will need:

A pen/pencil, a piece  
of paper and a ruler.

A lesson title card for 'Upper KS2 Number, Addition and Subtraction Lesson 17'. The card features a light blue background with a circular inset image of an elephant in a savanna. The text is in shades of blue and black. There is a small logo of three overlapping circles in the top left corner.

Upper KS2  
Number, Addition  
and Subtraction  
**Lesson 17**

Keep the notes  
that you make in  
the lesson today.  
Tomorrow you  
will review them  
before beginning  
your new  
learning.

# Quiz

Open the quiz on Google Classroom and complete the questions for lesson 17.



# Spellings

Using the logins Miss Lander posted on Google Classroom on 16th June, go to [EdShed Web Game - Spelling Shed and Maths Shed](#) and play the game.

# Reading

20 minutes

# Andrew Lang

1844 - 1912


Listen and read along with  
Miss Lander

Use the text to help you  
answer today's **interpret**  
questions.

# Interpret:

1. Where is the land of 'Bonnie Prince Charlie'?
2. On a scale of 1-10, how much do you think that Andrew Lang enjoyed reading fairy stories as a child? Why do you think this is?
3. Why do you think he wanted to write about stories from around the world and not just Scotland?

Answer the questions on the Google Form provided.



# Daily English Learning

40 minutes



LO: To plan our adventure  
story.

Thursday 9th July 2020

# Here are our plot points for our modelled story:

## 6 plot points

1. Porsche showroom
2. Time stands still
3. Keys to the silver beast
4. Adrenaline rush
5. Rainbow ahead
6. To push the button or not...



# Here are our success criteria for your story (with modelled examples):

## 1. Interesting dialogue

- a. “Perhaps we should turn back,” suggested Florida.

## 2. Short sentences for effect (power of 3)

- a. I smiled. I winced. I stood.

## 3. Noticing

- a. Staring intently at the silver beast,

## 4. Feeling

- a. Florida gripped the seat tightly, terror imprinted on her stony face

## 5. Pathetic fallacy


- a. I saw a colourful rainbow arching across the sky and beckoning me towards the horizon

## 6. Punctuation including commas in a list

- a. shiny and glossy, sleek and powerful,

# What could be the 'experience' setting for your new story?

Instead of a car showroom, ...



# If you're stuck for ideas, why not consider one of these?

Instead of a car showroom, ...

A trip to Disneyland

The Year 5 trip to Kingswood

A trip to Chessington

Now, change the plot points to suit your new story setting:

Use these 6 plot points as a guide

1. Porsche showroom
2. Time stands still
3. Keys to the silver beast
4. Adrenaline rush
5. Rainbow ahead
6. To push the button or not...

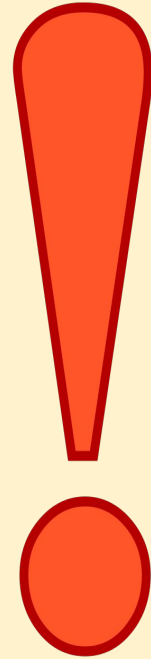
6 plot points for your new setting

1.

Now, use the boxing up document in the assignment to plan your 6 new plot points.

Don't forget to use your Success Criteria:

1. Interesting dialogue
  - a. "Perhaps we should turn back," suggested Florida.
2. Short sentences for effect (power of 3)
  - a. I smiled. I winced. I stood.
3. Noticing
  - a. Staring intently at the silver beast,
4. Feeling
  - a. Florida gripped the seat tightly, terror imprinted on her stony face
5. Pathetic fallacy
  - a. I saw a colourful rainbow arching across the sky and beckoning me towards the horizon
6. Punctuation including commas in a list
  - a. shiny and glossy, sleek and powerful,




# Word of the Week

5 minutes



Round of applause for this week's word:

plagued



**Can we add a prefix or suffix?**

# Wider Work - Science

1 hour

# Imagine a new life form

Thursday 9th July 2020

# Imagine a new life form

Use your imagination to come up with a new life form that can live in the extreme conditions of an imaginary planet.

Choose the planet's extreme conditions:

hot

icy

wet

cold

harmful rays

dry

stormy

salty

dusty

# Imagine a new life form

Other conditions

How is your life form suited to living in its environment?

How does it move?

What does it eat?

How does it survive?

# Imagine a new life form

Draw your new life form and add labels to explain its features.

# Creative Learning Opportunities

1 hours



# Choose an activity to complete in this time. Create a journal to keep track of the activities you have done.

## Creative Learning Opportunities:

<https://classroom.google.com/u/0/c/Njl4NDkyODk0ODBa/m/NTQ1NzQ1NzYzMDJa/details>

<https://classroom.google.com/u/0/c/Njl4NDkyODk0ODBa/m/NTQ4NjlzMDQ5MjJa/details>

<https://classroom.google.com/u/0/c/Njl4NDkyODk0ODBa/a/NTM2NTM5NTM2MzRa/details>

<https://classroom.google.com/u/0/c/Njl4NDkyODk0ODBa/m/NzM3MTQ3OTEwNzNa/details>

<https://classroom.google.com/u/0/c/Njl4NDkyODk0ODBa/m/NjEzODc1MTUwMDVa/details>

<https://classroom.google.com/u/0/c/Njl4NDkyODk0ODBa/a/NTQyNjQzNzk3MDFa/details>

Create your journal using the slides created here:

<https://classroom.google.com/u/0/c/Njl4NDkyODk0ODBa/a/NzQzMDgyNTE1ODRa/details>

# PE

30 mins to 1 hour

# Real PE

The website address is: [home.jasmineactive.com](http://home.jasmineactive.com)

Parent email: [parent@whyteleafe-1.com](mailto:parent@whyteleafe-1.com)

Password: whyteleafe

Login and access the daily and weekly guidance for PE at home

# Fitt In

Website : [https://www.fitt-in.co.uk/checkout?rid=m4xDde&cf\\_3=g95](https://www.fitt-in.co.uk/checkout?rid=m4xDde&cf_3=g95)

Username : [whyteleafeprimary@fitt-in.co.uk](mailto:whyteleafeprimary@fitt-in.co.uk)

Password : WPS2020HomeUserA1F

Login and access lots of videos and resources to do PE at home