

# Home Learning - Year 3

## 4.6.20

All of these activities mirror the learning assignments on Google Classroom. If you are having issues using Google Classroom it is fine to do any tasks on paper at home.

# English - Reading - The Owl and the Pussycat

## Reading - The Owl and the Pussycat

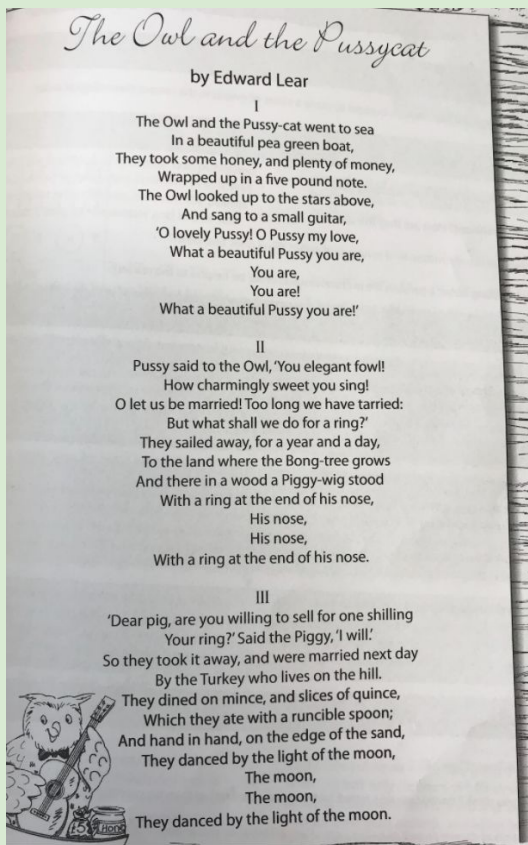
Read the text first **before** answering the questions. Remember only to type answers in the right hand columns. Challenge yourself to type your answers in full sentences.

### Decode/explain

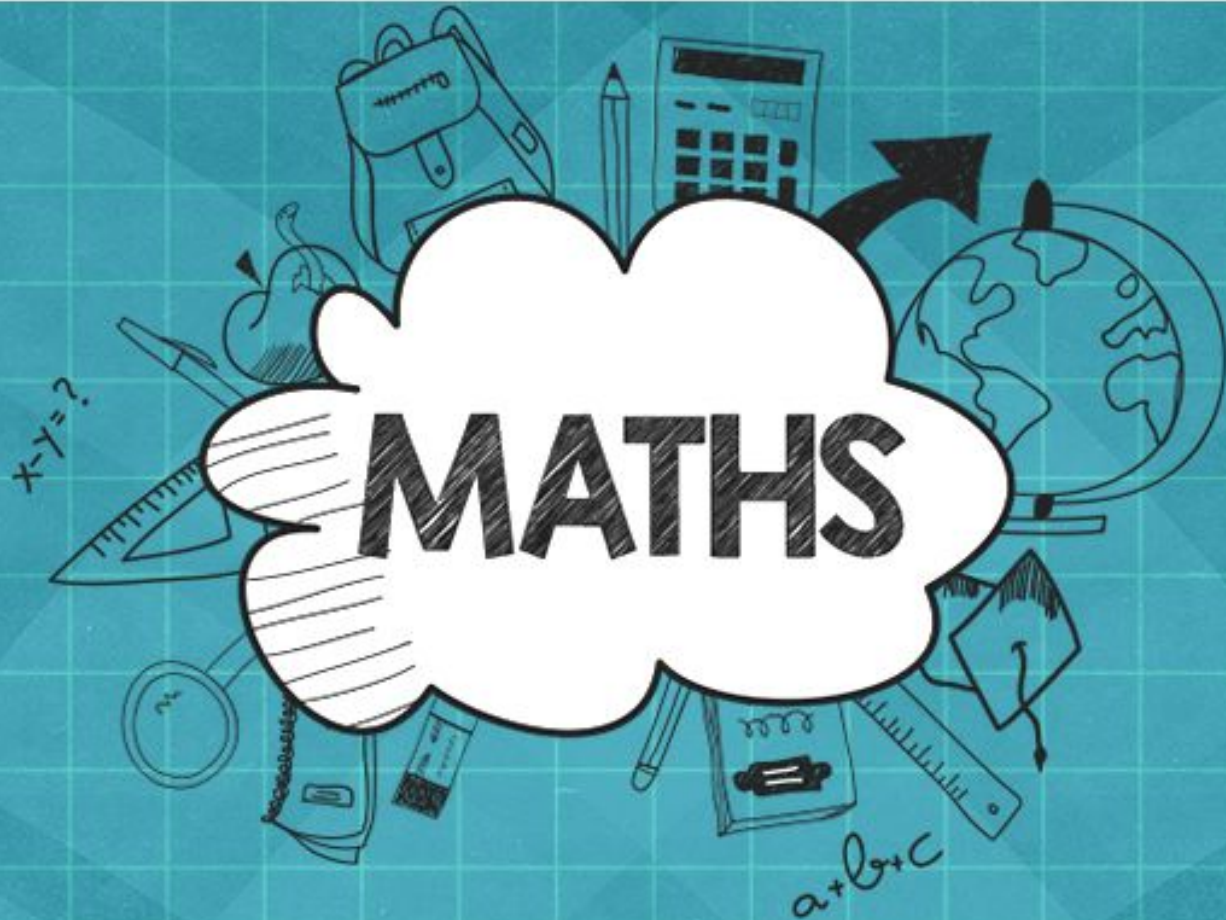
Questions	Answers
1. Find a word in verse I that means 'a lot'.	
2. Find the word ' <b>fowl</b> ' in verse II. Do you think this means: birds, fish, plants or animals. <u>How</u> do you know this?	
3. Find an <b>adjective</b> that the pussycat uses in verse II, can you explain what you think is meant by the word?	
4. Find the word ' <b>dined</b> ' in verse III. Do you think this word means to eat or drink? Can you think of any other words that start this way?	

### Retrieve

Questions	Answers
1. What musical instrument did the owl strum as he sang to the pussycat?	
2. Who did they buy the wedding ring from?	
3. Who married them?	
4. How long did they sail away for?	



Please read the text and answer the decode, explain and retrieval questions.



## Quiz

At the end of each lesson, you will complete a short quiz.

This is for us to check your understanding and help you.

Try your best. You can always re-watch the video if it will help you.

## **Lesson 7:** Explore that size of the part is relative to the size of the whole using familiar contexts

Click on the link below for Lesson 7:

[https://www.youtube.com/watch?v=Pil8ve\\_hgo0&list=PLQqF8sn28L9wBDTntZEccZohH-JPun2eU&index=7](https://www.youtube.com/watch?v=Pil8ve_hgo0&list=PLQqF8sn28L9wBDTntZEccZohH-JPun2eU&index=7)

To complete these activities you might want:

- 1) Pen or pencil and paper
- 2) Containers, squash, plates








# Quiz

Click on the link to the quiz and complete the questions for lesson 7.

[https://docs.google.com/forms/d/15tUL0LwmtHpsuzsp1Yp6wtuuSD1KI41\\_c-UrQrAHFc/edit](https://docs.google.com/forms/d/15tUL0LwmtHpsuzsp1Yp6wtuuSD1KI41_c-UrQrAHFc/edit)

# History LO: to research what life was like for a family from Ancient Greece

Date: 5th June 2020	LO: To research what life was like for a family in Ancient Greece
<p>How did you get on with these activities?</p> <p> </p> <p>How I did:</p>	Teacher feedback (please leave blank):
<p>Click on BBC Bitesize/ KS2/ History/ Ancient Greece and click on the page that looks like this:</p>	<p>Answers (5 marks, 1 for each correct answer):</p>
<p>What was it like to live in an ancient Greek family?</p> <p></p> <p>1. Did most people live in the <b>cities</b> or the <b>countryside</b> in Ancient Greece?</p> <p>2. What were Ancient Greek <b>beds</b> stuffed with?</p> <p>3. What did young men <b>wear</b>?</p> <p>4. Write <b>2 toys</b> that children played with.</p> <p>5. Who ate in <b>public</b>?</p>	<p>1.</p> <p>2.</p> <p>3.</p> <p>4.</p> <p>5.</p>
<p>Find the activity (it looks like this) and click on one of the people to learn about them.</p>	<p>Answers (1 mark if all 3 are correct)</p>
<p><small>Click on the family below to find out what about their life</small></p> <p></p>	<p>Choose one of the people in the family to research. Write 3 things that your chosen person would do in Ancient Greece</p> <p>1.</p> <p>2.</p> <p>3.</p>
<p><b>Optional Dive Deeper Challenge:</b> Choose another person to learn about them.</p>	<p>Answers (2 marks)</p>
<p><small>Click on the family below to find out what about their life</small></p> <p></p>	<p>Compare the 2 people you have chosen. If you were living in Ancient Greece which person would you prefer to be? <b>Explain your answer with at least 2 reasons.</b></p>