

Year 2

Home Learning


Wednesday 3rd June 2020



Whyteleafe School

English

There is a Wizard in my
Garden Shed

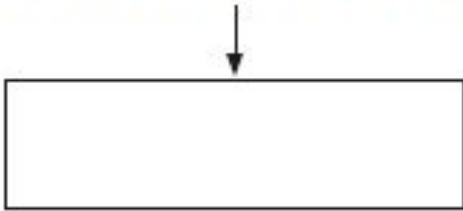


- Draw a picture of what you think he looks like.

SPaG

Write the words could not as one word, using an **apostrophe**.

The king could not decide which present he liked best.



A downward-pointing arrow is positioned above a rectangular box, indicating where the student should write the contraction of 'could not'.

SPaG

Accept	Do not accept
couldn't	couldn't
couldn't	couldn't
couldn't	couldnt

Additional guidance:

- Mark positively in relation to the size and position of the apostrophe as some pupils at this age may have uneven handwriting.
- The response can be written in upper or lower case or a mixture of the two.

1 mark

Weekly Spelling rule

Adding 'ly' nouns to adjectives

friend

friendly

ghost

ghostly

coward

cowardly

How many root words
can you find where
you add 'ly'?

Other spellings

If the spelling rule is a little bit tricky, try these spellings. Here are the instructions:

1. Read the words together.
2. Explain the words
3. Children should put them into a sentence
4. Children should read the word independently (support where needed)
5. Then practise spelling following the procedure of 'Look, say, cover, write and then check'. This should only be one word at a time. If it is correct, move on, if not try again.
6. This should be completed daily.
7. There will be different tasks each day as well.

Other spellings

Look, say, cover, write and check - once a day

again					
another					
back					
boy					
because					
been					
brother					
by					
call					

By the end of Year 2 all children should know how to spell these.

Year 2 Common Exception Words

after	child	every	half	move	plant	whole
again	children	everybody	hold	Mr	poor	who
any	Christmas	eye	hour	Mrs	pretty	wild
bath	class	fast	improve	old	prove	would
beautiful	climb	father	kind	only	should	
because	clothes	find	last	parents	steak	
behind	could	floor	many	pass	sugar	
both	cold	gold	mind	past	sure	
break	door	grass	money	path	told	
busy	even	great	most	people	water	

Times tables

Remember by the end of Year 2, you should know you 2, 5, 10, 3, 9 and 11 times tables.

Times table rockstars:

<https://play.trockstars.com/auth/school/student>

Hit the button:

<https://www.topmarks.co.uk/maths-games/hit-the-button>

Times Tables 1 to 12

1 times table	2 times table	3 times table	4 times table
$1 \times 1 = 1$	$1 \times 2 = 2$	$1 \times 3 = 3$	$1 \times 4 = 4$
$2 \times 1 = 2$	$2 \times 2 = 4$	$2 \times 3 = 6$	$2 \times 4 = 8$
$3 \times 1 = 3$	$3 \times 2 = 6$	$3 \times 3 = 9$	$3 \times 4 = 12$
$4 \times 1 = 4$	$4 \times 2 = 8$	$4 \times 3 = 12$	$4 \times 4 = 16$
$5 \times 1 = 5$	$5 \times 2 = 10$	$5 \times 3 = 15$	$5 \times 4 = 20$
$6 \times 1 = 6$	$6 \times 2 = 12$	$6 \times 3 = 18$	$6 \times 4 = 24$
$7 \times 1 = 7$	$7 \times 2 = 14$	$7 \times 3 = 21$	$7 \times 4 = 28$
$8 \times 1 = 8$	$8 \times 2 = 16$	$8 \times 3 = 24$	$8 \times 4 = 32$
$9 \times 1 = 9$	$9 \times 2 = 18$	$9 \times 3 = 27$	$9 \times 4 = 36$
$10 \times 1 = 10$	$10 \times 2 = 20$	$10 \times 3 = 30$	$10 \times 4 = 40$
$11 \times 1 = 11$	$11 \times 2 = 22$	$11 \times 3 = 33$	$11 \times 4 = 44$
$12 \times 1 = 12$	$12 \times 2 = 24$	$12 \times 3 = 36$	$12 \times 4 = 48$

5 times table	6 times table	7 times table	8 times table
$1 \times 5 = 5$	$1 \times 6 = 6$	$1 \times 7 = 7$	$1 \times 8 = 8$
$2 \times 5 = 10$	$2 \times 6 = 12$	$2 \times 7 = 14$	$2 \times 8 = 16$
$3 \times 5 = 15$	$3 \times 6 = 18$	$3 \times 7 = 21$	$3 \times 8 = 24$
$4 \times 5 = 20$	$4 \times 6 = 24$	$4 \times 7 = 28$	$4 \times 8 = 32$
$5 \times 5 = 25$	$5 \times 6 = 30$	$5 \times 7 = 35$	$5 \times 8 = 40$
$6 \times 5 = 30$	$6 \times 6 = 36$	$6 \times 7 = 42$	$6 \times 8 = 48$
$7 \times 5 = 35$	$7 \times 6 = 42$	$7 \times 7 = 49$	$7 \times 8 = 56$
$8 \times 5 = 40$	$8 \times 6 = 48$	$8 \times 7 = 56$	$8 \times 8 = 64$
$9 \times 5 = 45$	$9 \times 6 = 54$	$9 \times 7 = 63$	$9 \times 8 = 72$
$10 \times 5 = 50$	$10 \times 6 = 60$	$10 \times 7 = 70$	$10 \times 8 = 80$
$11 \times 5 = 55$	$11 \times 6 = 66$	$11 \times 7 = 77$	$11 \times 8 = 88$
$12 \times 5 = 60$	$12 \times 6 = 72$	$12 \times 7 = 84$	$12 \times 8 = 96$

9 times table	10 times table	11 times table	12 times table
$1 \times 9 = 9$	$1 \times 10 = 10$	$1 \times 11 = 11$	$1 \times 12 = 12$
$2 \times 9 = 18$	$2 \times 10 = 20$	$2 \times 11 = 22$	$2 \times 12 = 24$
$3 \times 9 = 27$	$3 \times 10 = 30$	$3 \times 11 = 33$	$3 \times 12 = 36$
$4 \times 9 = 36$	$4 \times 10 = 40$	$4 \times 11 = 44$	$4 \times 12 = 48$
$5 \times 9 = 45$	$5 \times 10 = 50$	$5 \times 11 = 55$	$5 \times 12 = 60$
$6 \times 9 = 54$	$6 \times 10 = 60$	$6 \times 11 = 66$	$6 \times 12 = 72$
$7 \times 9 = 63$	$7 \times 10 = 70$	$7 \times 11 = 77$	$7 \times 12 = 84$
$8 \times 9 = 72$	$8 \times 10 = 80$	$8 \times 11 = 88$	$8 \times 12 = 96$
$9 \times 9 = 81$	$9 \times 10 = 90$	$9 \times 11 = 99$	$9 \times 12 = 108$
$10 \times 9 = 90$	$10 \times 10 = 100$	$10 \times 11 = 110$	$10 \times 12 = 120$
$11 \times 9 = 99$	$11 \times 10 = 110$	$11 \times 11 = 121$	$11 \times 12 = 132$
$12 \times 9 = 108$	$12 \times 10 = 120$	$12 \times 11 = 132$	$12 \times 12 = 144$

© 2010
Published by Chartwell
9000 900 0000 0000
www.chartwell.co.uk



Daily Reading

There is still an expectation for daily reading to take place at home. Please continue to note this in the school/home contact book.

If you have finished your books from home there are e-books available.

Oxford Reading <https://www.oxfordowl.co.uk/>

2A

Username: year2a!

Password: year2

2R

Username: year2r!

Password: year2r!

Collins Connect <https://connect.collins.co.uk/school/defaultlogin.aspx>

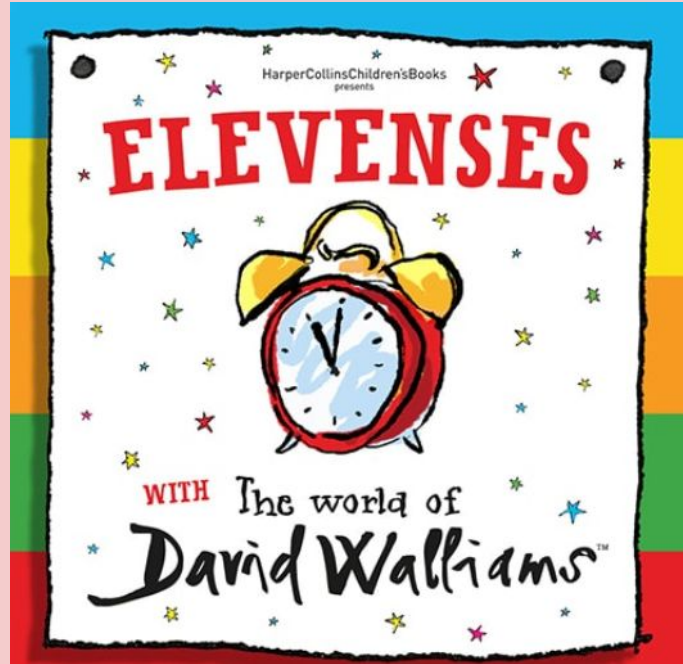


Reading

Everyday at 11am you can listen to David Walliams read one of his books.

They last about 20 minutes and they are available on the website for the week.

<https://www.worldofdavidwalliams.com/elevenses/>



Maths

11. Compare the value of sets of coins (different denominations)

Compare the value of sets of coins (different denominations).



KS1
Multiplication

Lesson 11



For this lesson you might want to have some 1p, 2p, 5p and 10p coins and some tokens that represent 1s, 2s, 5s and 10s.

Compare the value of sets of coins (different denominations).



1p



2p



5p




10p

Can you
fill the
purses
with the
same
amount
of
money?

Are
there
different
answer?

Compare the value of sets of coins (different denominations).

https://docs.google.com/forms/d/e/1FAIpQLSedyywjHZXVCagNZcGdsX-GrtcpkAncoJPv07j6BSpTS2vXq/viewform?usp=sf_link



11. Compare the value of sets of coins (different denominations)

This assessment should be taken once you've watched the video on Multiplication below. This may be revision for starters but remember to join in with the language as this'll support later on. Don't worry if you get all the answers incorrect, as it is a chance for you to review your own learning. Remember to practise the activities at the end of the video and it would be great to see some of these pictures of these sent to our school learning email.

Click on the link and complete the questions for lesson 11.

Word of the week

What words have we learnt so far?

chaotic

crouched

dusk

astonished

heroic

coax

devastated

endless

frantic

contribute

distress

familiar

ghastly

Word of the week

How many syllables are there?

Irritate

If you don't know what it means, can you guess using other words you know?

Do you think its a noun? Adjective? Verb?

Word of the week

What does the word **Irritate** mean?

I think the word Irritate means

I think it is _____.

<https://www.sporcle.com/games/schouw/childrenscharacters>

PSHE



Guess who

Can you and your child name all 25 of [these book characters](#) in just 6 minutes?

Top Tips:

- ✓ When you feel wobbly, doing some sorting or tidying can help you feel calmer.
- ✓ Understanding and following rules are big skills for young children – playing games helps them to get better at this.
- ✓ It's ok to feel frustrated as the adult when times get hard – take a deep breath and have a cuppa.
- ✓ Remember – it's ok to say no. Learning about boundaries is an important life skill.



PE

Use the link to access REAL PLAY

<https://home.jasmineactive.com/login>



Parent email:

parent@whyteleaf-1.com

Password: **whyteleaf**



PE

Watch Joe Wicks's channel on Youtube and try some videos

Also, he is completing daily PE lessons at 9am.

<https://www.youtube.com/playlist?list=PLyCLOPd4VxBuxu3sLztrvWFehzv-LnR2c>

Remember our E-safety rules!