

This week we will be building up to write a short book review.

Today we will look at a story.


Thursday you will think about your favourite part.

Friday you will write a book review

English

Book review

What is a book review?



A book review is written about a book that you have read.

Book reviews share opinions of a book.

Book reviews say what you like or didn't like.

Book reviews help to show others what the book is about so that they can decide if they want to read it.

Today we would like you to choose any book that you like.
It could be:

- A book you have at home
- An ebook from Oxford Owl
<https://www.oxfordowl.co.uk/for-home/find-a-book/library-page/>
Username: year1@whyteleafeschool.org
Password: Whyteleaf
- An ebook from collins bigcat
(Each child has a login on <https://connect.collins.co.uk/school/portal.aspx> to access ebooks, please enter their login (all you need to do is type in the school) Their password is their date of birth, first letter of surname and year group. E.g. 19 march N 1)



Describe the setting of this story.



When you read your book, think about ...

Retell this story using the key points.



Is this fiction or non-fiction?



What characters are in the story?



Discuss these things with your family.
(You may like to write this down somewhere to save it for Friday!)


- The title and author
- The characters ("The main characters in this book are...")
- The plot (what happens)
- The setting (where the story is)
- What you liked and didn't like about the book ("I like this because ...")
- Whether they would recommend it, and to whom

<https://www.twinkl.co.uk/resource/t-1-2211-reading-comprehension-board-game> You could play this game to help you talk about the book.

Word of the week

There will be no word of the week this week.
We will have a new word on Monday.

Handwriting




Many of you have asked about how to support with handwriting at home.

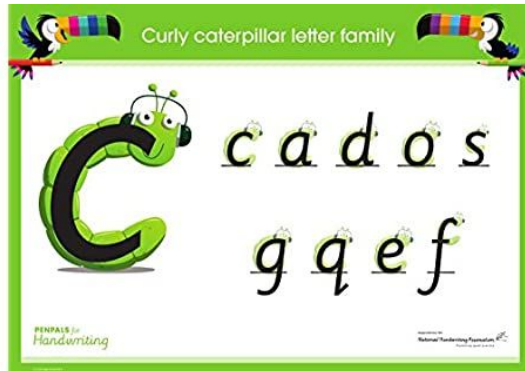
In school we use the program 'Penpals'

They have provided some resources which may be useful for you to look through. These are all on the information slides for this week.

As a reminder, correct letter formation for lower-case letters is as follows. The arrows show the direction of your child's pencil:



Capital letters are formed as follows:



Reading

Please see the slide in this week's information slides to help to support daily reading at home.

We have seen some photos of some fantastic reading, well done.

