




A Friendship Map

For today's activity you will be using your observational skills (looking) and your imagination to make a friendship map. A friendship map is a picture that includes all your friends and family's houses that are important to you. We can't visit our friends houses at the moment so this is a lovely way to think about them, and remember, some of your favourite places.

Before you start your friendship map, try to get outside to look at all the different buildings in your area. You'll notice that the houses are lots of different shapes and sizes. They might have different sized windows, different coloured doors and be built from different materials.



The materials for this activity are very straightforward:

- A large roll of paper (or a few smaller pieces of paper stuck together so that you have one long piece)
- Pens, pencils, crayons, paints - whatever you have at home.

Begin by spreading the paper out across the floor.

(I bought a cheap roll of wallpaper backing paper)




Get out all your drawing equipment so that you have lots of types to choose from. This could include crayons, pens, pencils etc. Different equipment will give you a range of effects. Experiment with the textures and colours they make.



Mark out a road that runs along your paper. You are going to imagine that all your friends houses are in the same street as yours. Imagine that!




Start by drawing your own house in the middle, as you know this one the best. Now it's time to use your imagination. Who's house could you draw next?



Some questions to get you thinking:

- Does (name of friend or neighbour) have a tree or flowers outside their house?
- What colour door do they have?
- What toys or special games do you think of when you think of (friend or neighbour)?
- What colours remind you of (friend or neighbour)?
- What else might there be in the street apart from houses?





There is no right or wrong way to make your friendship map so enjoy experimenting. You could always use different papers to make collage a feature or you could add in some rubbings by sliding some leaves of flat objects under your paper.



You could add school on to your map or even your favourite shop.