

# Thursday 14th May 2020

## Today's Schedule

# Daily Reminders:

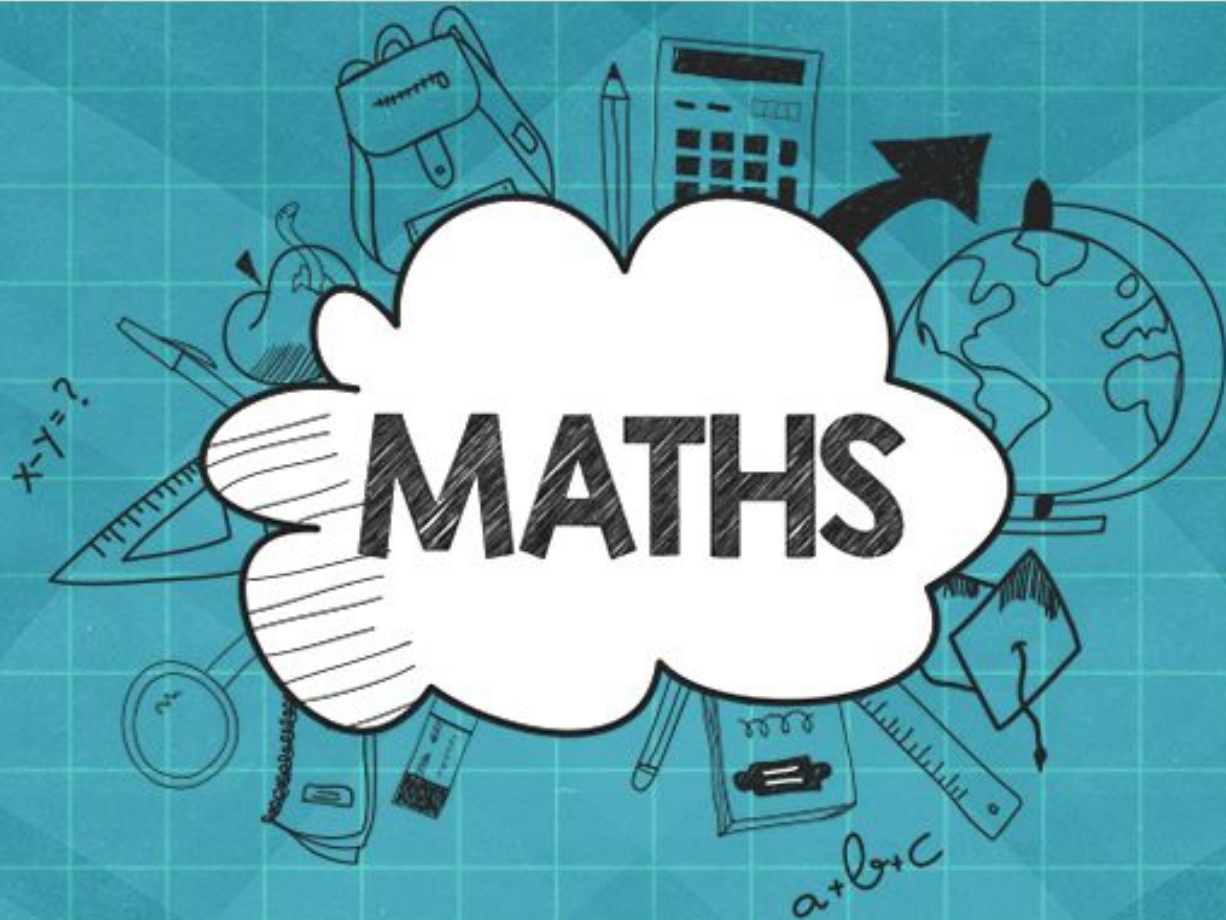
- Check work that has been returned to you for any feedback. If you have been given '100' that means you have completed the task and no more needs to be done. If you have a score less than 100, it means you need to revisit it and improve.
- Please do not 'share' documents with the teachers. Instead, try to use the 'hand it in' tool.
- Just do your best in completing the tasks set. We will not be upset if you are struggling to complete a task or if you cannot work out how to submit it. Please ask your family and friends to help you with this.
- If necessary, send us a private message on the task you are struggling with so we can help you solve it.

# TT Rockstars or NumBots

20 minutes

# Daily Maths Learning

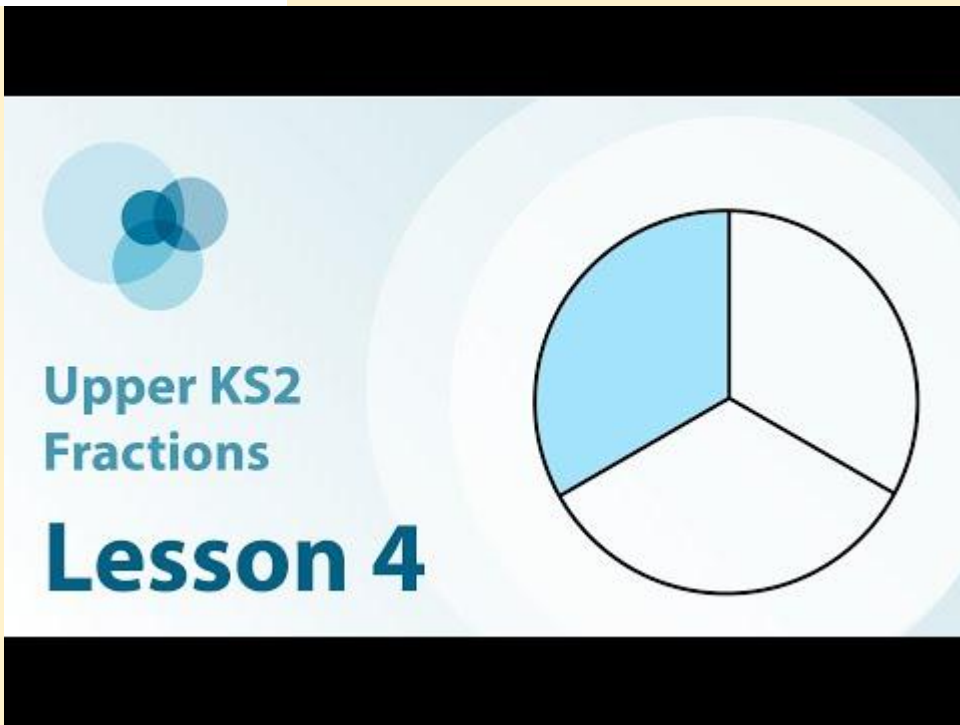
40 minutes



## Lesson 4 Scale the numerator and denominator by the same factor to produce equivalent fractions

### For this lesson you will need:

- Your notes from yesterday
- A piece of paper, pencil and ruler



The image shows a lesson title card with a light blue background and a black border at the top and bottom. On the left, there is a logo consisting of three overlapping circles in shades of blue. Below the logo, the text reads "Upper KS2 Fractions" in a medium blue font, and "Lesson 4" in a larger, bold dark blue font. On the right side of the card, there is a pie chart divided into three equal sectors, with the top-left sector shaded in light blue.

Keep the notes that you make in the lesson today. Tomorrow you will review them before beginning your new learning.

# Quiz

Click on the link and complete the 7 questions for lesson 1:

[https://docs.google.com/forms/d/1F5OaC-i9Gtq6H7I\\_BrCe6i4rqCUKAOFjC9rNgoVyMG0/edit](https://docs.google.com/forms/d/1F5OaC-i9Gtq6H7I_BrCe6i4rqCUKAOFjC9rNgoVyMG0/edit)

# GPS Practice

20 minutes



**Underline the adverb in the sentence below.**

Suddenly, the classroom went silent.

## Spelling

**Practise each word. Choose two and write their definitions.  
Choose two to write in sentences.**

profession

pronunciation

recognise

relevant

rhyme

programme

queue

recommend

restaurant

rhythm

# Reading

20 minutes

<https://classroom.google.com/u/0/c/Njl4NDkyODk0ODBa/m/NjUwNzE3Mzc2MTFa/details>  
<https://classroom.google.com/u/0/c/Njl4NDkyODk0ODBa/a/NTM2MzgyMDQ2ODNa/details>

# Daily English Learning

40 minutes

**LO: To edit writing  
effectively.**

Thursday 14th May 2020

LO: To edit writing effectively.

When Luke is editing a story, he asks himself the following questions:

- Does everything make sense? Are there any mistakes?
- Are there any boring bits?
- How can I make the story more exciting / dramatic / scary?

LO: To edit writing effectively.

He also asks himself whether he has used all the tools in his writing **toolbox**:

- Have I used enough **adjectives, similes, metaphors** and **alliteration** to make my descriptions interesting?
- **Senses**: have I helped the reader to be involved by describing more than one of the character's senses?
- **Show don't tell**: have I shown the reader how the character is feeling, instead of telling them?

LO: To edit writing effectively.

*COMPETITION ALERT - see the last slide on how to enter!*

The paragraph on the next slide isn't that interesting. It needs editing!

Can you rewrite the paragraph, using Luke's writing toolbox to make it as fun and interesting as possible?



LO: To edit writing effectively.

Felix was scared. She opened the door and walked into the kitchen. She saw thousands of rotten eggs on the kitchen table. An egg rose off the table and flew at Felix. She ducked and the egg smashed on the wall behind her. Three more eggs rose up and flew at her. She didn't duck in time and one of them hit her in the face. Felix ran out of the kitchen.

LO: To edit writing effectively.

**Email your completed activity to**

**[competition@luketemple.co.uk](mailto:competition@luketemple.co.uk)**

**and make sure you tell him which school you are  
from.**

**Closing date: 31st May 2020**


There are two more competition activities to complete tomorrow so you may want to send all of them in together.

# Word of the Week

5 minutes

Round of applause for this week's word:

quench



**Can we add a prefix or suffix?**

# Wider Work - Science

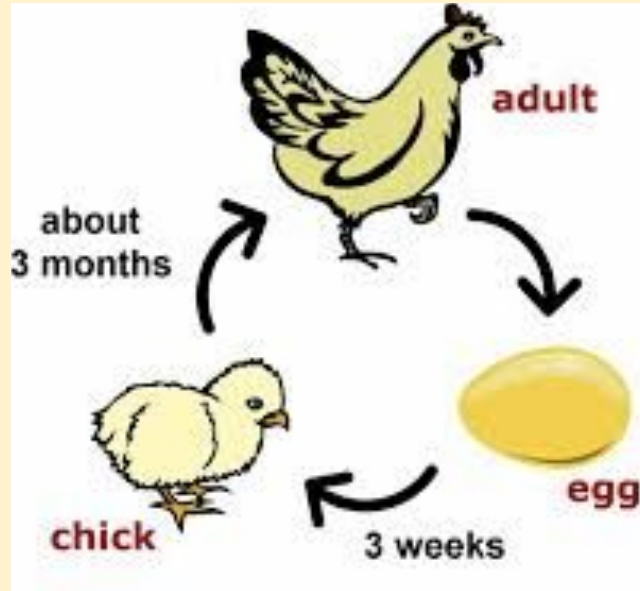
1 hour

# Life Cycles

Thursday 14th May 2020

# Life Cycles

This is the life cycle of a bird:





# Life Cycles

Draw the life cycles of:

1. A frog
2. A butterfly
3. A tree

# Creative Learning Opportunities

1 hours

# Choose an activity to complete in this time. Create a journal to keep track of the activities you have done.

## Creative Learning Opportunities:

<https://classroom.google.com/u/0/c/Njl4NDkyODk0ODBa/m/NTQ1NzQ1NzYzMDJa/details>

<https://classroom.google.com/u/0/c/Njl4NDkyODk0ODBa/m/NTQ4NjlzMDQ5MjJa/details>

<https://classroom.google.com/u/0/c/Njl4NDkyODk0ODBa/a/NTM2NTM5NTM2MzRa/details>

<https://classroom.google.com/u/0/c/Njl4NDkyODk0ODBa/m/NzM3MTQ3OTEwNzNa/details>

<https://classroom.google.com/u/0/c/Njl4NDkyODk0ODBa/m/NjEzODc1MTUwMDVa/details>

<https://classroom.google.com/u/0/c/Njl4NDkyODk0ODBa/a/NTQyNjQzNzk3MDFa/details>

Create your journal using the slides created here:

<https://classroom.google.com/u/0/c/Njl4NDkyODk0ODBa/a/NzQzMDgyNTE1ODRa/details>

# PE

30 mins to 1 hour

# Real PE

The website address is: [home.jasmineactive.com](http://home.jasmineactive.com)

Parent email: [parent@whyteleafe-1.com](mailto:parent@whyteleafe-1.com)

Password: whyteleafe

Login and access the daily and weekly guidance for PE at home

# Fitt In

Website : [https://www.fitt-in.co.uk/checkout?rid=m4xDde&cf\\_3=g95](https://www.fitt-in.co.uk/checkout?rid=m4xDde&cf_3=g95)

Username : [whyteleafeprimary@fitt-in.co.uk](mailto:whyteleafeprimary@fitt-in.co.uk)

Password : WPS2020HomeUserA1F

Login and access lots of videos and resources to do PE at home