

Friday 1st May 2020

Today's Schedule

Daily Reminders:

- Check work that has been returned to you for any feedback. If you have been given '100' that means you have completed the task and no more needs to be done. If you have a score less than 100, it means you need to revisit it and improve.
- Please do not 'share' documents with the teachers. Instead, try to use the 'hand it in' tool.
- Just do your best in completing the tasks set. We will not be upset if you are struggling to complete a task or if you cannot work out how to submit it. Please ask your family and friends to help you with this.
- If necessary, send us a private message on the task you are struggling with so we can help you solve it.

TT Rockstars or NumBots

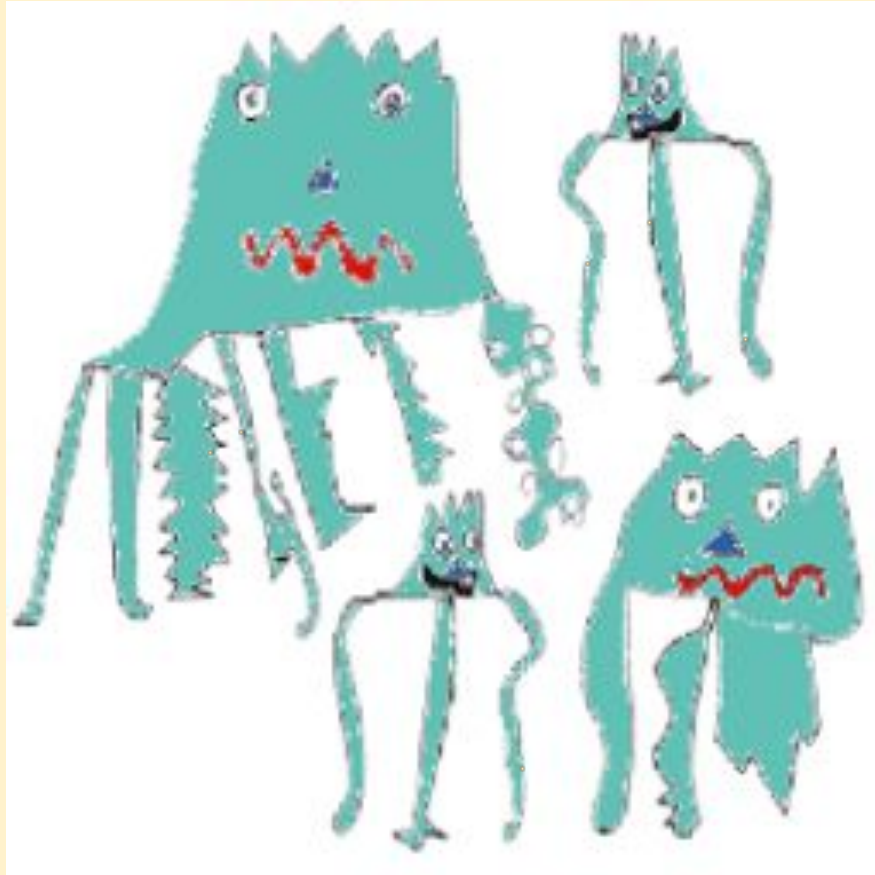
20 minutes

Daily Maths Learning

40 minutes

Zios and Zepts

On the planet Vuv there are two sorts of creatures. The Zios have 3 legs and the Zepts have 7 legs.



The great planetary explorer Nico, who first discovered the planet, saw a crowd of Zios and Zepts. He managed to see that there was more than one of each kind of creature before they saw him. Suddenly they all rolled over onto their backs and put their legs in the air.

He counted 52 legs. How many Zios and how many Zepts were there?

Do you think there are any different answers?

Possible Solution:

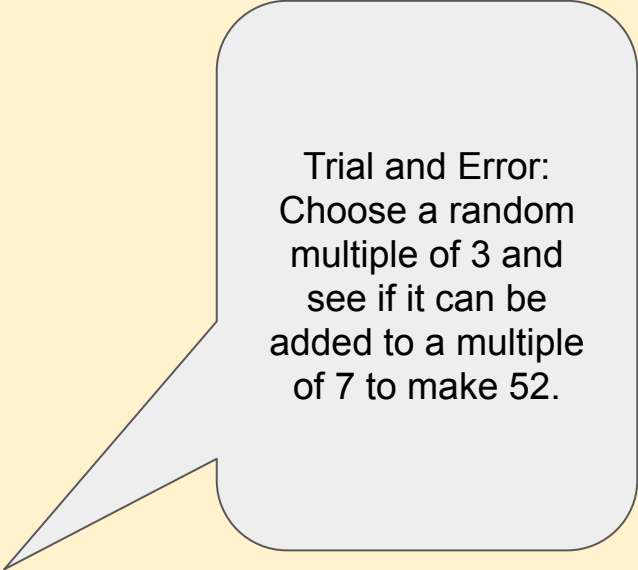
Find all the multiples of 3

3	27
6	30
9	33
12	36
15	39
18	42
21	45
24	48

and all the multiples of 7

7
14
21
28
35
42
49

less than 52.



Trial and Error:
Choose a random
multiple of 3 and
see if it can be
added to a multiple
of 7 to make 52.

Possible Solution:

$3 + 49 = 52$ This would mean 1 Zio and 7 Zepts.

$24 + 28 = 52$ This would mean 8 Zios and 4 Zepts.

However, the only possible answer can be 8 Zios and 4 Zepts because the question says that Nico saw more than 1 of each kind when he counted.

Answer:

8 Zios and 4 Zepts

GPS Practice

20 minutes

RULE: You don't use a comma if when it happened is at the end.

Task: Re-write these sentences. If when it happened is at the start, move it to the end.

If when it happened is at the end, move it to the start.

1. Sulef gazed out of the window as he drank his coffee.	1.
2. After break, the class trooped back to lessons.	2.
3. The family went on holiday every summer.	3.
4. Before he ate it, John sniffed the food.	4.

Spelling

**Practise each word. Choose two and write their definitions.
Choose two to write in sentences.**

individual

interrupt

leisure

marvellous

muscle

interfere

language

lightning

mischievous

necessary

Reading

20 minutes

<https://classroom.google.com/u/0/c/Njl4NDkyODk0ODBa/m/NjUwNzE3Mzc2MTFa/details>
<https://classroom.google.com/u/0/c/Njl4NDkyODk0ODBa/a/NTM2MzgyMDQ2ODNa/details>

Daily English Learning

40 minutes

LO: To demonstrate how to use the appropriate features when writing a scene.

Friday 1st May 2020

LO: To demonstrate how to use the appropriate features when writing a scene.

Can you remember your actions and different voices?

Sing a song

King: I'm hungry. What are we having for lunch?

Servant: Blackbird pie, your majesty. Made with the finest blackbirds and baked in a light crust. Served with magic beans.

King: And what is for pudding?

Servant: Ah, your majesty will not be displeased, I am sure. The Queen of Hearts has made some delicious tarts for your majesty.

King: Ah, hah! What sort?

Servant: Well, your majesty. We have used only the finest ingredients. Baked in a short-crust pastry, for fifteen minutes by the sandglass, the tarts are a blissful mixture of light custard, cream and strawberries.

King: Well, just you make sure that those tarts don't go walking. I was not too pleased last week when I found the platter empty! Heads will roll, I warn you. Well, I'm off to count some money. That always puts me in a better mood.

Servant: Yes, your majesty.

The King exits. A maid enters.

Maid: OOOh! What's up with his majesty?

Servant: He's fed up with people stealing from the kitchen. *(Pause)* It's not you is it?

Maid: 'Course not - what'ja take me for? Mark you, I'm not sure about the Knave of Hearts. He's always hanging about...

Servant: Enough gossiping. Take the washing out into the garden and hang it up...and be quick about it.

Maid: Do I have to? There's a lot of blackbirds in them trees and they don't look too friendly. I reckon it's all on account of the blackbird pie...

LO: To demonstrate how to use the appropriate features when writing a scene.

Now you are going to write the play scene in your own words.

Success Criteria

- Scene title
- Characters' names on left
- What the characters say on the right
- Variety of punctuation
- Italics for stage directions
- Warning in the opening speech
- Dialogue sounds real by using typical things people say, e.g. one word sentences
- Reference to other nursery rhymes/stories to add humour
- Characters' reactions help build their characters
- Capital letters for emphasis

You are using your story map to do this.

LO: To demonstrate how to use the appropriate features when writing a scene.

When you have finished, edit your work.


Then, do two stars and a wish against the success criteria.

Wider Work - Art and RE

1 hour

L.O: To explore materials
and identify their properties.

Friday 1st May 2020



L.O: To explore materials and identify their properties.

Today you will be looking at the different materials you could use to create your longship. You will need to consider the different materials you can use for each of these parts:

1. The ship/oars/mast
2. The sail
3. The Halyard Rope

L.O: To explore materials and identify their properties.

Look at the list of materials below and decide which ones you could use for each part.

- Lolly Sticks
- String
- Wool
- Orange Nets
- Straws
- Paper
- Card
- Cardboard

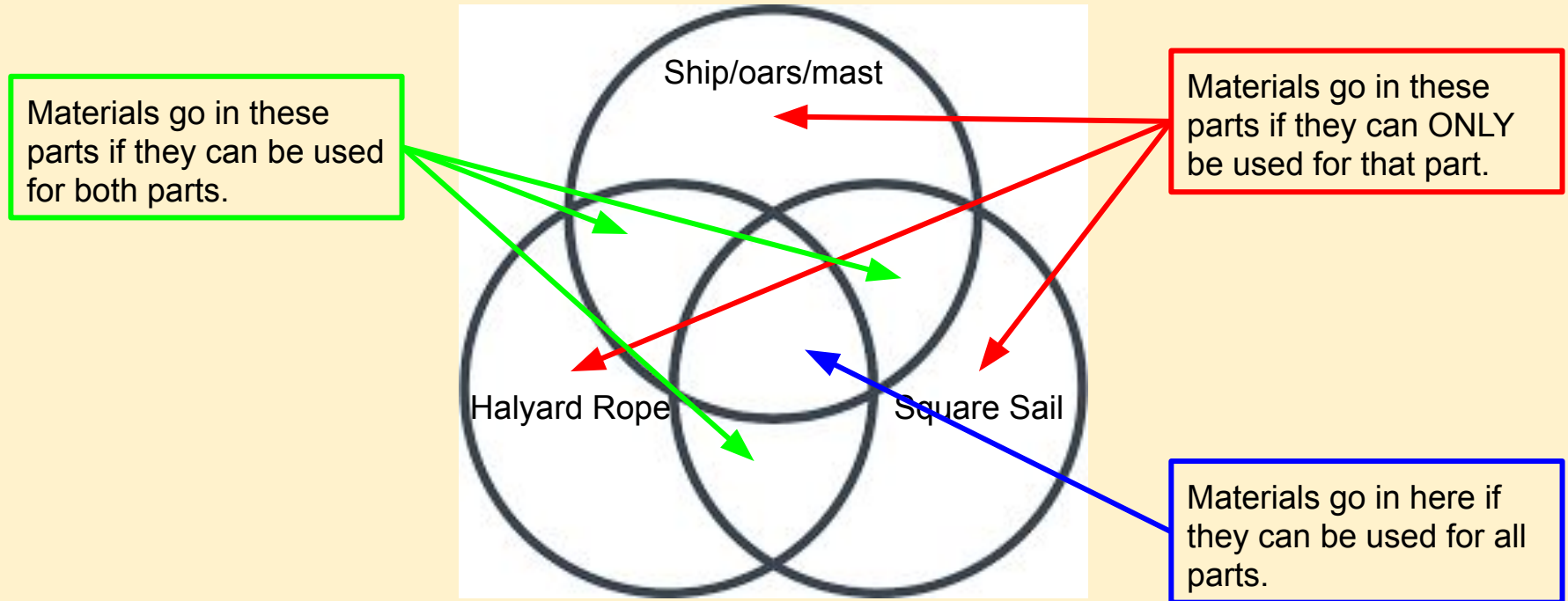


- Glue
- Paint
- Cling Film
- Tin foil
- Fabric
- Plastic Packaging
- _____
- _____

Think of your own using things around your house.

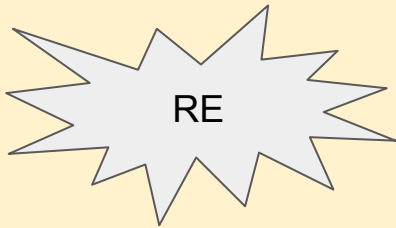
L.O: To explore materials and identify their properties.

Use the materials to complete a venn diagram.



L.O: To identify key aspects
of Christian life.

Friday 1st May 2020



L.O: To identify key aspects of Christian life.

Research Christianity and present the information using your own words and other representations.

Think about:

- Celebrations
- Routines
- Daily Life
- Beliefs
- Holy Books
- Religious Leaders

Creative Learning Opportunities

1 hours

Choose an activity to complete in this time. Create a journal to keep track of the activities you have done.

Creative Learning Opportunities:

<https://classroom.google.com/u/0/c/Njl4NDkyODk0ODBa/m/NTQ1NzQ1NzYzMDJa/details>

<https://classroom.google.com/u/0/c/Njl4NDkyODk0ODBa/m/NTQ4NjlzMDQ5MjJa/details>

<https://classroom.google.com/u/0/c/Njl4NDkyODk0ODBa/a/NTM2NTM5NTM2MzRa/details>

<https://classroom.google.com/u/0/c/Njl4NDkyODk0ODBa/m/NzM3MTQ3OTEwNzNa/details>

<https://classroom.google.com/u/0/c/Njl4NDkyODk0ODBa/m/NjEzODc1MTUwMDVa/details>

<https://classroom.google.com/u/0/c/Njl4NDkyODk0ODBa/a/NTQyNjQzNzk3MDFa/details>

Create your journal using the slides created here:

<https://classroom.google.com/u/0/c/Njl4NDkyODk0ODBa/a/NzQzMDgyNTE1ODRa/details>

PE

30 mins to 1 hour

Real PE

The website address is: home.jasmineactive.com

Parent email: parent@whyteleafe-1.com

Password: whyteleafe

Login and access the daily and weekly guidance for PE at home

Fitt In

Website : https://www.fitt-in.co.uk/checkout?rid=m4xDde&cf_3=g95

Username : whyteleafeprimary@fitt-in.co.uk

Password : WPS2020HomeUserA1F

Login and access lots of videos and resources to do PE at home