



Year 2

Home Learning

Monday 4th May 2020



Whyteleafe School

English

<https://www.literacysshed.com/takingflight.html>



Watch the clip called Taking Flight.

If you were going to go on these adventures, which teddy/toy would you take with you and why?

SPaG

What type of word is underlined in the sentence below?

We saw the boat move across the pond.

Tick **one**.

a verb

a noun

an adjective

an adverb

A noun is a
name of a
person, place
or thing.

SPaG

What type of word is underlined in the sentence below?

We saw the boat move across the pond.

Tick **one**.

a verb

a noun

an adjective

an adverb

Weekly Spelling rule

Changing a singular noun to a plural by adding 'es'. If the root word ends in 's, x, z, ch, or sh, the plural is usually formed by adding 'es'

wish

match

brush

box

waltz

watch

How many root words can you find where you add 'es'?

Other spellings

If the spelling rule is a little bit tricky, try these spellings. Here are the instructions:

1. Read the words together.
2. Explain the words
3. Children should put them into a sentence
4. Children should read the word independently (support where needed)
5. Then practise spelling following the procedure of 'Look, say, cover, write and then check'. This should only be one word at a time. If it is correct, move on, if not try again.
6. This should be completed daily.
7. There will be different tasks each day as well.

Other spellings

Session 2

Look, say, cover, write and check - once a day

cat					
go					
play					
for					
this					
get					
and					
we					
Mum					

By the end of Year 2 all children should know how to spell these.

Year 2 Common Exception Words

after	child	every	half	move	plant	whole
again	children	everybody	hold	Mr	poor	who
any	Christmas	eye	hour	Mrs	pretty	wild
bath	class	fast	improve	old	prove	would
beautiful	climb	father	kind	only	should	
because	clothes	find	last	parents	steak	
behind	could	floor	many	pass	sugar	
both	cold	gold	mind	past	sure	
break	door	grass	money	path	told	
busy	even	great	most	people	water	



Maths

Click on this link : <https://whiterosemaths.com/homelearning/year-2/>

Then click on week 1, lesson 4.

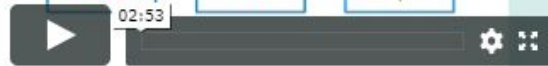
Week 1

Lesson 4 - Recognise a quarter

Recognise a quarter

We can recognise a quarter when a shape or quantity has been split into 4 equal parts.

Which cheesecake has been split into 4 equal parts?



Get the Activity

Y2 Spring Block 4 WO4 Recognise a quarter 2019

Get the Answers

Y2 Spring Block 4 ANS4 Recognise a quarter 2019

Maths

Complete the activity
(if you don't have a
printer just record your
answer on paper)

Lesson 4 - Recognise a quarter

Recognise a quarter

We can recognise a quarter when a shape or quantity has been split into 4 equal parts.

Which cheesecake has been split into 4 equal parts?



Get the Activity

Y2 Spring Block 4 WO4 Recognise a quarter 2019

Get the Answers

Y2 Spring Block 4 ANS4 Recognise a quarter 2019

When you have finished, you
can check your answers

Times tables

Remember by the end of Year 2, you should know you 2, 5, 10, 3, 9 and 11 times tables.

Times table rockstars:

<https://play.trockstars.com/auth/school/student>

Hit the button:

<https://www.topmarks.co.uk/maths-games/hit-the-button>


Times Tables 1 to 12

1 times table	2 times table	3 times table	4 times table
$1 \times 1 = 1$	$1 \times 2 = 2$	$1 \times 3 = 3$	$1 \times 4 = 4$
$2 \times 1 = 2$	$2 \times 2 = 4$	$2 \times 3 = 6$	$2 \times 4 = 8$
$3 \times 1 = 3$	$3 \times 2 = 6$	$3 \times 3 = 9$	$3 \times 4 = 12$
$4 \times 1 = 4$	$4 \times 2 = 8$	$4 \times 3 = 12$	$4 \times 4 = 16$
$5 \times 1 = 5$	$5 \times 2 = 10$	$5 \times 3 = 15$	$5 \times 4 = 20$
$6 \times 1 = 6$	$6 \times 2 = 12$	$6 \times 3 = 18$	$6 \times 4 = 24$
$7 \times 1 = 7$	$7 \times 2 = 14$	$7 \times 3 = 21$	$7 \times 4 = 28$
$8 \times 1 = 8$	$8 \times 2 = 16$	$8 \times 3 = 24$	$8 \times 4 = 32$
$9 \times 1 = 9$	$9 \times 2 = 18$	$9 \times 3 = 27$	$9 \times 4 = 36$
$10 \times 1 = 10$	$10 \times 2 = 20$	$10 \times 3 = 30$	$10 \times 4 = 40$
$11 \times 1 = 11$	$11 \times 2 = 22$	$11 \times 3 = 33$	$11 \times 4 = 44$
$12 \times 1 = 12$	$12 \times 2 = 24$	$12 \times 3 = 36$	$12 \times 4 = 48$

5 times table	6 times table	7 times table	8 times table
$1 \times 5 = 5$	$1 \times 6 = 6$	$1 \times 7 = 7$	$1 \times 8 = 8$
$2 \times 5 = 10$	$2 \times 6 = 12$	$2 \times 7 = 14$	$2 \times 8 = 16$
$3 \times 5 = 15$	$3 \times 6 = 18$	$3 \times 7 = 21$	$3 \times 8 = 24$
$4 \times 5 = 20$	$4 \times 6 = 24$	$4 \times 7 = 28$	$4 \times 8 = 32$
$5 \times 5 = 25$	$5 \times 6 = 30$	$5 \times 7 = 35$	$5 \times 8 = 40$
$6 \times 5 = 30$	$6 \times 6 = 36$	$6 \times 7 = 42$	$6 \times 8 = 48$
$7 \times 5 = 35$	$7 \times 6 = 42$	$7 \times 7 = 49$	$7 \times 8 = 56$
$8 \times 5 = 40$	$8 \times 6 = 48$	$8 \times 7 = 56$	$8 \times 8 = 64$
$9 \times 5 = 45$	$9 \times 6 = 54$	$9 \times 7 = 63$	$9 \times 8 = 72$
$10 \times 5 = 50$	$10 \times 6 = 60$	$10 \times 7 = 70$	$10 \times 8 = 80$
$11 \times 5 = 55$	$11 \times 6 = 66$	$11 \times 7 = 77$	$11 \times 8 = 88$
$12 \times 5 = 60$	$12 \times 6 = 72$	$12 \times 7 = 84$	$12 \times 8 = 96$

9 times table	10 times table	11 times table	12 times table
$1 \times 9 = 9$	$1 \times 10 = 10$	$1 \times 11 = 11$	$1 \times 12 = 12$
$2 \times 9 = 18$	$2 \times 10 = 20$	$2 \times 11 = 22$	$2 \times 12 = 24$
$3 \times 9 = 27$	$3 \times 10 = 30$	$3 \times 11 = 33$	$3 \times 12 = 36$
$4 \times 9 = 36$	$4 \times 10 = 40$	$4 \times 11 = 44$	$4 \times 12 = 48$
$5 \times 9 = 45$	$5 \times 10 = 50$	$5 \times 11 = 55$	$5 \times 12 = 60$
$6 \times 9 = 54$	$6 \times 10 = 60$	$6 \times 11 = 66$	$6 \times 12 = 72$
$7 \times 9 = 63$	$7 \times 10 = 70$	$7 \times 11 = 77$	$7 \times 12 = 84$
$8 \times 9 = 72$	$8 \times 10 = 80$	$8 \times 11 = 88$	$8 \times 12 = 96$
$9 \times 9 = 81$	$9 \times 10 = 90$	$9 \times 11 = 99$	$9 \times 12 = 108$
$10 \times 9 = 90$	$10 \times 10 = 100$	$10 \times 11 = 110$	$10 \times 12 = 120$
$11 \times 9 = 99$	$11 \times 10 = 110$	$11 \times 11 = 121$	$11 \times 12 = 132$
$12 \times 9 = 108$	$12 \times 10 = 120$	$12 \times 11 = 132$	$12 \times 12 = 144$

© 2010
Published by Chartwell
9000 500, 00000 0000
www.chartwell.co.uk



Daily Reading

There is still an expectation for daily reading to take place at home. Please continue to note this in the school/home contact book.

If you have finished your books from home there are e-books available.

Oxford Reading <https://www.oxfordowl.co.uk/>

2A

Username: year2a!

Password: year2

2R

Username: year2r!

Password: year2r!

Collins Connect <https://connect.collins.co.uk/school/defaultlogin.aspx>

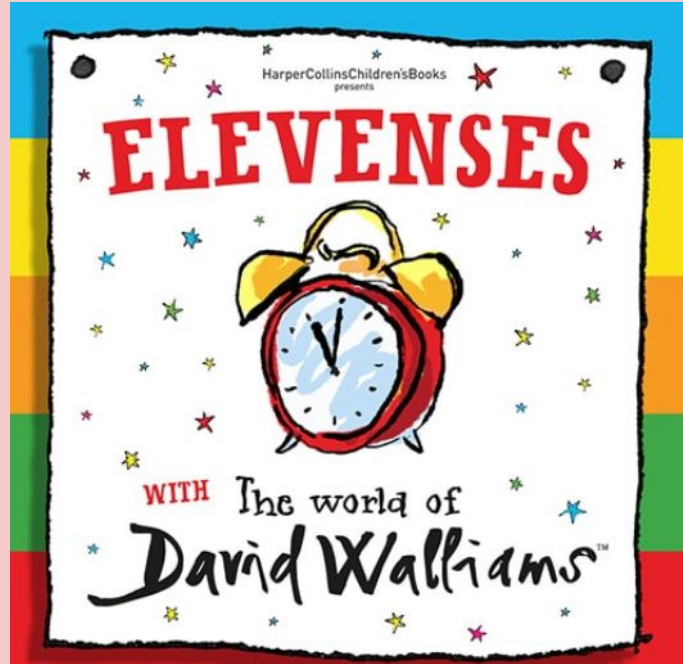


Reading

Everyday at 11am you can listen to David Walliams read one of his World's Worst Children stories.

They last about 20 minutes and they are available on the website for the week.

<https://www.worldofdavidwalliams.com/elevenses/>



Word of the week

What words have we learnt so far?

chaotic

crouched

dusk

astonished

coax

devastated

endless

contribute

distress

familiar

Word of the week

How many syllables are there?

Frantic

If you don't know what it means, can you guess using other words you know?

Do you think its a noun? Adjective? Verb?

Word of the week

What does the word **frantic** mean?

I think the word frantic means

I think it is an _____.



PE

Use the link to access REAL PLAY

<https://home.jasmineactive.com/login>



Parent email:

parent@whyteleaf-1.com

Password: **whyteleaf**



PE

Watch Joe Wicks's channel on Youtube and try some videos

Also, he is completing daily PE lessons at 9am.

<https://www.youtube.com/playlist?list=PLyCLOPd4VxBuxu3sLztrvWFehzv-LnR2c>

Remember our E-safety rules!