



# Year 2

## Home Learning

Wednesday 22nd April 2020



Whyteleafe School



# English

<https://www.literacyshed.com/butterflies.html>



This week we are writing about The Book of Butterflies by Michael Leunig

How many different ways can you think of to describe a butterfly's movement?

**For example**

Graceful

delicate

gentle

# SPaG

What type of word is flew in the sentence below?

The green parrot flew to the top of the tree.

Tick **one**.

an adjective

a noun

an adverb

a verb

What word class is the word flew?

# SPaG

What type of word is flew in the sentence below?

The green parrot flew to the top of the tree.

Tick **one**.

an adjective

a noun

an adverb

a verb

A verb is a  
doing word or  
an action.

# Weekly Spelling rule

1. The child was happier now than it was at his birthday party.
2. It was the greatest throw she had ever done.
3. It was the biggest tree in the forest.
4. As the party went on, she became sillier and sillier.
5. It was the loudest roar he had ever heard..

Are these comparative adjectives  
or superlative adjectives?

# Weekly Spelling rule

1. The child was **happier** now that it was his birthday party. **comparative**
2. It was the **greatest** throw she had ever done. **superlative**
3. It was the **biggest** tree in the forest. **superlative**
4. As the party went on, she became **sillier** and **sillier**. **comparative**
5. It was the **loudest** roar he had ever heard. **superlative**

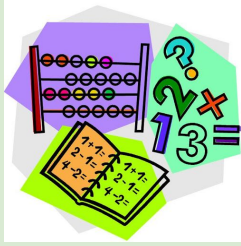
How many did you get correct?

By the end of Year 2 all children should know how to spell these.


## Year 2 Common Exception Words

after	child	every	half	move	plant	whole
again	children	everybody	hold	Mr	poor	who
any	Christmas	eye	hour	Mrs	pretty	wild
bath	class	fast	improve	old	prove	would
beautiful	climb	father	kind	only	should	
because	clothes	find	last	parents	steak	
behind	could	floor	many	pass	sugar	
both	cold	gold	mind	past	sure	
break	door	grass	money	path	told	
busy	even	great	most	people	water	

# Maths -



1. Make a 2-digit number by throwing a dice twice. What is 10 more than your number? 20 more? 30 more? 10 less? 20 less?
2. Can you record your results in a table? Repeat 5 times. What patterns are you noticing? Can you explain what is happening in the pattern?



<https://www.random.org/dice/>



# Daily Reading

There is still an expectation for daily reading to take place at home. Please continue to note this in the school/home contact book.

If you have finished your books from home there are e-books available.

Oxford Reading <https://www.oxfordowl.co.uk/>

**2A Username:** year2a!

**Password:** year2

**2R Username:** year2r!

**Password:** year2r!



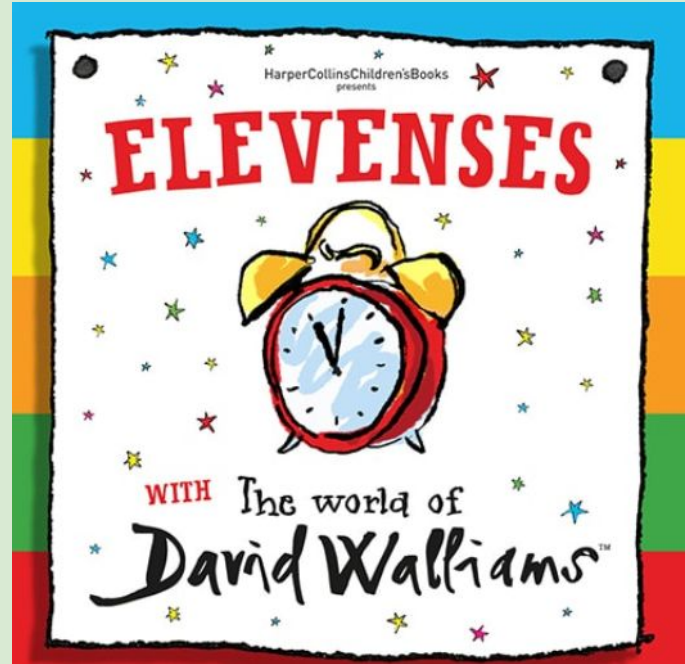
Collins Connect <https://connect.collins.co.uk/school/defaultlogin.aspx>

# Reading

Everyday at 11am you can listen to David Walliams read one of his World's Worst Children stories.

They last about 20 minutes and they are available on the website for the week.

<https://www.worldofdavidwalliams.com/elevenses/>



## What you need:

~4 oz of milk

~4 oz of cream

~1/4 tsp of vanilla (or use other flavors usually found near the vanilla in a grocery store – you can use chocolate syrup for chocolate ice cream)

~4 tsp of sugar

~A few drops of food coloring (optional – if you want colorful ice cream)

~Lots of ice

~Lots (half cup) of salt. Rock salt (sold at hardware stores) works best.

~Small (quart size) zip-lock freezer bag

~Large (gallon size) zip-lock freezer bag

# Science

## Make Ice Cream in a Plastic Bag!



# Science

## What to do:

1. Put the milk, cream, flavoring, coloring, and sugar into the SMALL zip-bag and zip it shut (be sure it is zipped up and closed completely)
2. Put about a cup of ice into the large bag and the cover the ice with a small handful of salt. Put the small bag with your ingredients into the larger bag.
3. Add some more ice and then some more salt. Keep adding salt and ice until the bag is almost full.
4. Zip it shut (be sure it is zipped) and then carefully hold opposite sides of the bag and shake the bag back and forth (like your steering a car) for about 5-8 minutes.



NEXT SLIDE

# Science

## What to do:

5. Open the larger bag and take out the smaller bag – it should be full of ice cream! Rinse off the bag under running water to remove any salt that may be near the opening of the bag.

6. Open and enjoy!

