

Year One  
Home Learning  
Tuesday 24th March

Dear all,

We appreciate these are unprecedented times for us all. The daily slides and activities are a guideline which you may wish to follow. However, we are aware everyone's situation is different and therefore can only ask you to do what you can.

Take care and keep safe,  
Miss Newey, Mrs Kenning and Mrs Moses

## Useful information

- Teach your monster to read is a phonics app which is currently free to download. This can be used on the app or the website. Each child has been given a login for this in the back of their home/school contact book. Please use this new login as we are then able to remotely track their progress.
- Phonics play - <https://www.phonicsplay.co.uk/>
- Numbots is an online maths resource where children can practise number skills. Each child has their own username and password in the back of their contact book. It is the same username and password for Times Tables Rockstars. <https://play.numbots.com/#/account/school-login-type>
- Twinkl offer so many fantastic free resources. Offer Code: UKTWINKLHELPS <https://www.twinkl.co.uk/offer>  
We will guide you towards the best resources.
- 
- We believe mathsforparents is having some errors, this could be because of the volume of logging in. Please be patient and remember the slides are just a guide - if you can't get on don't worry.
- 
- Joe Wicks will be on youtube - 9:00-9:30 every weekday - Online PE lesson

# Show and tell

As we have mentioned, we would love to see what learning you are getting up to at home. If you would like to email us a photo with a little description, we can share this the website on Friday in the virtual learning area and this will be the weeks 'show and tell'. This can be a chance for the children to look through and see what the rest of the year group have been doing. It may also provide you with extra ideas to keep your children busy.

This will be kept in line with our school's policy. If you would not like your photo shared and you would just like to show your teacher, please mention this in the email.

# Get moving – 9:00–9:30

Join Joe Wicks, The Body Coach, for 30 minutes of child friendly, daily exercise in the comfort of your own home.

Sign up to twinkl and download the exercise log

<https://www.twinkl.co.uk/resource/joe-wicks-exercise-log-t-pe-277>

# Phonics
















Now you're feeling fit and ready for the day - take on some Phonics learning. We'll share a parent-friendly resource each day to help you continue your child's Phonics progress.

## Overview

- Practise phase 3 sounds and phase 4 blends
- Learn the 'oy' sound
- Practise writing some tricky words and words with 'oy'
- Practise 'oy' on the [Phonics Screening Galaxy Game](#)

If you would like some extra phase 5 practise and have a printer, this workbook is great  
<https://www.twinkl.co.uk/resource/t-l-527243-phase-5-phonics-activity-booklet>

# Phase 3 Sound Mat

j 	v 	w 	x 	y 	z 	zz 	qu 
ch 	sh 	th 	ng 	ai 	ee 	igh 	oa 
oo 	oo 	ar 	or 	ur 	ow 	oi 	ear 
air 	ure 	er 					

Additional resources (these are all currently free)

<https://www.phonicsplay.co.uk/>

<https://www.teachyourmonstertor ead.com/>



**Phase 4 Blends  
and Clusters**

Additional resources (these are all currently free)

<https://www.phonicsplay.co.uk/>

<https://www.teachyourmonstertoread.com/>



Today, we are learning to read words that contain  
**oy** saying /oi/.



The previously learned grapheme 'oi' is usually in the middle of words, such as 'coin'. 'Oy' often comes at the end of a word, such as 'joy'.

Can you write them on a whiteboard or paper?

have



Ask an adult or sibling to read the word and you can write it down

Can you write them on a whiteboard or paper?

like



Ask an adult or sibling to read the word and you can write it down

Can you write them on a whiteboard or paper?

boy



Ask an adult  
or sibling to  
read the word  
and you can  
write it down

Can you write them on a whiteboard or paper?

toy



Ask an adult  
or sibling to  
read the word  
and you can  
write it down

Can you write them on a whiteboard or paper?

enjoy



Ask an adult  
or sibling to  
read the word  
and you can  
write it down

Can you write them on a whiteboard or paper?

annoy



Ask an adult  
or sibling to  
read the word  
and you can  
write it down

Can you write them on a whiteboard or paper?

employ



Ask an adult  
or sibling to  
read the word  
and you can  
write it down



Can you write them on a whiteboard or paper?

destroy



Ask an adult  
or sibling to  
read the word  
and you can  
write it down

Can you write them on a whiteboard or paper?

royal



Ask an adult  
or sibling to  
read the word  
and you can  
write it down

Click on → [Phonics Screening Galaxy Game](#)

Select level 5

Choose the 'oy' sound

Read the real and fake words with the 'oy' sound.

See if you can notice anything around the house with 'oy' or 'oi'.

# Daily Reading



There is still an expectation for daily reading to take place at home. Please continue to note this in the school/home contact book.

Once your child returns to school they will receive a prize and certificate if they have read daily during their isolation period.

You can read any book you have at home.

You can create a free account to access ebooks [https://www.oxfordowl.co.uk/user/sign\\_up.html](https://www.oxfordowl.co.uk/user/sign_up.html)

Each child has a login on <https://connect.collins.co.uk/school/portal.aspx> to access ebooks, please enter their login (all you need to do is type in the school) Their password is their date of birth, first letter of surname and year group. E.g. 19 march N 1)


# English

Use the picture on the next slide to write a story or some sentences.

**If you could have any fantasy pet,  
what would it be and why?**



Focus today on letter formation.



What colour would it be?

Where does it live?

Could you draw a picture of it?

# Maths

We have signed up to the website maths with parents

<https://www.mathswithparents.com/KWeb?>

Each day there is a learning video and some linked activities the children can complete. You will need to register your child and then use the class code to join your child's class. Guidance for how to register is on the next slide.

1KM code : 339243

1N code : 615383

You will be able to comment about child's progress and upload pictures of their completed activities for us to see.

# Maths

To sign up

- 1) Visit <http://www.mathswithparents.com>
- 2) Click the **Log In** button, then the New Parent button
- 3) Enter your child's class code

**Class:**

**Class Code:**

- 4) Enter details about you and your child and click Confirm

We will not share your email address, but it needs to be correct so you can receive your password.

What next?

- When your child's teacher sets a new topic, you will get an email to let you know it is time to log in again
- Log in, watch the video with your child and choose the activity to play first
- After you have played the activity together, leave feedback for the teacher or upload a photo
- Pick an item to dress up your Monkey Mathscot!

We hope you enjoy exploring the topics together!

Best wishes,

Maths with Parents



If you didn't sign up yesterday, follow the instructions to sign up and there will be today's and yesterday's activities on there for you.



Welcome to Maths with Parents! This is where you and your child can enjoy exploring maths together.

As a team of former teachers and parents we are really pleased to be able to help families at this time. Our site is normally used to support home learning throughout the year, with teachers setting topics alongside what they are delivering in class. Until we have made some tweaks, some of our features and automated emails may not seem entirely appropriate for the current situation.

We hope you enjoy playing the games as much as we do, and tweet your best photos to @maths\_parents!



**Please select your child...**

**1N**



**Select**


I'm your mathscot! Leave comments or photos about the games you play to collect fun items for me!



Each activity you complete you will get a fun item for your mathscot!

Welcome to **Maths with Parents!** On this page you will find all of the topics that 1N has learnt at school, when their teacher releases them. For each topic you will find a short video, and some fun activities to play together. This class does not yet have any topics released. You will receive an email when the first one is available.

Watch the video below



## Counting in ones



Watch the video together.

We have learnt lots about counting in ones at school and how to use a ten frame.

**At the  
Races**



**Explore**

**First  
to 10**



**Explore**

Choose an activity. You  
can do all 3 if you like!

**All  
Change**



**Explore**

There are pdfs to  
download if you want  
to.

Did you enjoy it?



Don't forget to rate the learning!

*What did you find easy or hard? Let your teacher know!*

*e.g. "I enjoyed beating my sister at this game!"*

## Upload a photo:

*Do you want to upload a photo of you and 1N playing this activity together? Use the button below:*

Upload photo

At the bottom of the page there is a section to comment and upload a photo for your teachers to see.

# Science

Suggested activity:  
Experiment what material would be best to make a boat

We would love to see any photos - tag us on twitter @why\_year1 or email year1@whyteleafeschool.org

<https://www.science-sparks.com/materials-make-best-boat/>



# Science

What material do you think will float?

Can you describe the materials you used?

Which was the best material?