

Year One  
Home Learning  
Monday 23rd March

## Useful information

- Teach your monster to read is a phonics app which is currently free to download. This can be used on the app or the website. Each child has been given a login for this in the back of their home/school contact book. Please use this new login as we are then able to remotely track their progress.
- Phonics play - <https://www.phonicsplay.co.uk/>
- Numbots is an online maths resource where children can practise number skills. Each child has their own username and password in the back of their contact book. It is the same username and password for Times Tables Rockstars. <https://play.numbots.com/#/account/school-login-type>
- Twinkl offer so many fantastic free resources. Offer Code: UKTWINKLHELPS <https://www.twinkl.co.uk/offer>  
We will guide you towards the best resources.
- Joe Wicks will be on youtube - 9:00-9:30 every weekday - Online PE lesson

# Daily Reading



There is still an expectation for daily reading to take place at home. Please continue to note this in the school/home contact book.

Once your child returns to school they will receive a prize and certificate if they have read daily during their isolation period.

You can read any book you have at home.

You can create a free account to access ebooks [https://www.oxfordowl.co.uk/user/sign\\_up.html](https://www.oxfordowl.co.uk/user/sign_up.html)
























Each child has a login on <https://connect.collins.co.uk/school/portal.aspx> to access ebooks, please enter their login (all you need to do is type in the school) Their password is their date of birth, first letter of surname and year group. E.g. 19 march N 1)

# Phonics

## Overview

- Practise phase 3 sounds and phase 4 blends
- Learn the 'ay' sound
- Practise 'ay' on the galaxy game

# Phase 3 Sound Mat

j 	v 	w 	x 	y 	z 	zz 	qu 
ch 	sh 	th 	ng 	ai 	ee 	igh 	oa 
oo 	oo 	ar 	or 	ur 	ow 	oi 	ear 
air 	ure 	er 					

Additional resources (these are all currently free)

<https://www.phonicsplay.co.uk/>

<https://www.teachyourmonstertorread.com/>



**Phase 4 Blends  
and Clusters**


Additional resources (these are all currently free)

<https://www.phonicsplay.co.uk/>

<https://www.teachyourmonstertoread.com/>

# Today, we are learning to read words that contain **ay**.

Grapheme 'ay' makes the same sound as Level 3 grapheme 'ai'. It is used when the /ai/ sound comes at the end of a word (except where you would have 3 vowels together or in a compound word, e.g. we write 'crayon' instead of 'craion').



Click on → [Phonics Screening Galaxy Game](#)

Select level 5


Choose the 'ay' sound

Read the real and fake words with the 'ay' sound.






# English

Use the picture on the next slide to write a story or some sentences.



Where are they going?

Who are they talking to?



# Maths

We have signed up to the website maths with parents

<https://www.mathswithparents.com/KWeb?>

Each day there is a learning video and some linked activities the children can complete. You will need to register your child and then use the class code to join your child's class. Guidance for how to register is on the next slide.

1KM code : 339243

1N code : 615383

You will be able to comment about child's progress and upload pictures of their completed activities for us to see.

# Maths

To sign up

- 1) Visit <http://www.mathswithparents.com>
- 2) Click the [Log In](#) button, then the New Parent button
- 3) Enter your child's class code

**Class:**

**Class Code:**

- 4) Enter details about you and your child and click Confirm

We will not share your email address, but it needs to be correct so you can receive your password.

What next?

- When your child's teacher sets a new topic, you will get an email to let you know it is time to log in again
- Log in, watch the video with your child and choose the activity to play first
- After you have played the activity together, leave feedback for the teacher or upload a photo
- Pick an item to dress up your Monkey Mathscot!

We hope you enjoy exploring the topics together!

Best wishes,

Maths with Parents



Welcome to Maths with Parents! This is where you and your child can enjoy exploring maths together.

As a team of former teachers and parents we are really pleased to be able to help families at this time. Our site is normally used to support home learning throughout the year, with teachers setting topics alongside what they are delivering in class. Until we have made some tweaks, some of our features and automated emails may not seem entirely appropriate for the current situation.

We hope you enjoy playing the games as much as we do, and tweet your best photos to @maths\_parents!



**Please select your child...**

**1N**



**Select**


I'm your mathscot! Leave comments or photos about the games you play to collect fun items for me!



Each activity you complete you will get a fun item for your mathscot!

Welcome to **Maths with Parents!** On this page you will find all of the topics that 1N has learnt at school, when their teacher releases them. For each topic you will find a short video, and some fun activities to play together. This class does not yet have any topics released. You will receive an email when the first one is available.

Watch the video below





## 1N recently learnt **Numbers below 20** at school.

Watch the video below and then play the activities together



Watch the video together.

We have learnt lots about number to 20 in school and how to use a ten frame.





## Activities for 1N



**Thirteen**



**Explore**



**Bundles**



**Explore**



**Got It!**



**Explore**



Choose an activity. You can do as many of these as you wish.

Did you enjoy it?



Don't forget to rate the learning!

*What did you find easy or hard? Let your teacher know!*

*e.g. "I enjoyed beating my sister at this game!"*

## Upload a photo:

*Do you want to upload a photo of you and 1N playing this activity together? Use the button below:*

Upload photo

At the bottom of the page there is a section to comment and upload a photo for your teachers to see.

# PE

PE- Online with Joe Wicks  
(Live - 9am)  
<https://youtu.be/K6r99N3kXME>

