

# Phonics

## Overview























- Practise phase 3 sounds and phase 4 blends
- Practise reading and spelling 'any' and 'eyes'
- Learn /y/ as 'ee'



Phonics

The word 'Phonics' is written in a playful, bubbly font. Each letter is a different color and has a unique pattern: 'P' is blue with white dots, 'h' is pink with white dots, 'o' is green with white dots, 'n' is purple with white stars, 'i' is yellow with white stars and a yellow star on top, 'c' is red with white dots, and 's' is light blue with white dots.

# Phase 3 Sound Mat

j 	v 	w 	x 	y 	z 	zz 	qu 
ch 	sh 	th 	ng 	ai 	ee 	igh 	oa 
oo 	oo 	ar 	or 	ur 	ow 	oi 	ear 
air 	ure 	er 					

Additional resources (these are all currently free)

<https://www.phonicsplay.co.uk/>

<https://www.teachyourmonstertorread.com/>




Additional resources (these are all currently free)

<https://www.phonicsplay.co.uk/>

<https://www.teachyourmonstertoread.com/>

Here are today's focus words for reading and spelling:

any  
eyes





Look and Say

Look, Say  
and Write



Cover  
and Write



any

eyes



Today we are going  
to look at the sound

y

'y' is an alternative grapheme for the sound /ee/. Children will already be familiar with the other alternative graphemes for this sound: 'ee', 'ea', 'e\_e' and the long vowel 'e'.



<https://www.youtube.com/watch?v=naZWdYBJ70A>



Sometimes, we use y to make the /ee/ sound at the end of words. Let's say these examples:

Practise reading  
and spelling  
these words.

very

mummy

hair

Can you read the words?

Sometimes the letter before  
the 'y' is doubled as in the  
examples we are now going to  
look at.



**funny**

**sunny**

**happy**



Can you read the sentences and spot the /y/  
sound?




My friend is angry with me.

The doctor is on night duty this week.

I feel hungry at lunch time.


My memory for spelling is getting better.

The lady wore a red hat.



Phonics Play is currently free to access and has a brand new, fresh website. The children can explore these games independently.

User name: march20 Password: home



Explore 'y' with [Acorn adventures](#) or [Cheeky chimps](#)

Select the link and then select the y.

Move the acorn or the banana to the correct sound.

Remember  
/y/ as short y  
/y/ as long i  
/y/ as short i  
/y/ as ee