














# Phonics

## Overview

- Practise phase 3 sounds and phase 4 blends and phase 5 sounds
- Practise reading and spelling 'lived' and 'coming'
- Learn /ow/ as the 'oa'



# Phase 3 Sound Mat

j 	v 	w 	x 	y 	z 	zz 	qu 
ch 	sh 	th 	ng 	ai 	ee 	igh 	oa 
oo 	oo 	ar 	or 	ur 	ow 	oi 	ear 
air 	ure 	er 					

Additional resources (these are all currently free)

<https://www.phonicsplay.co.uk/>

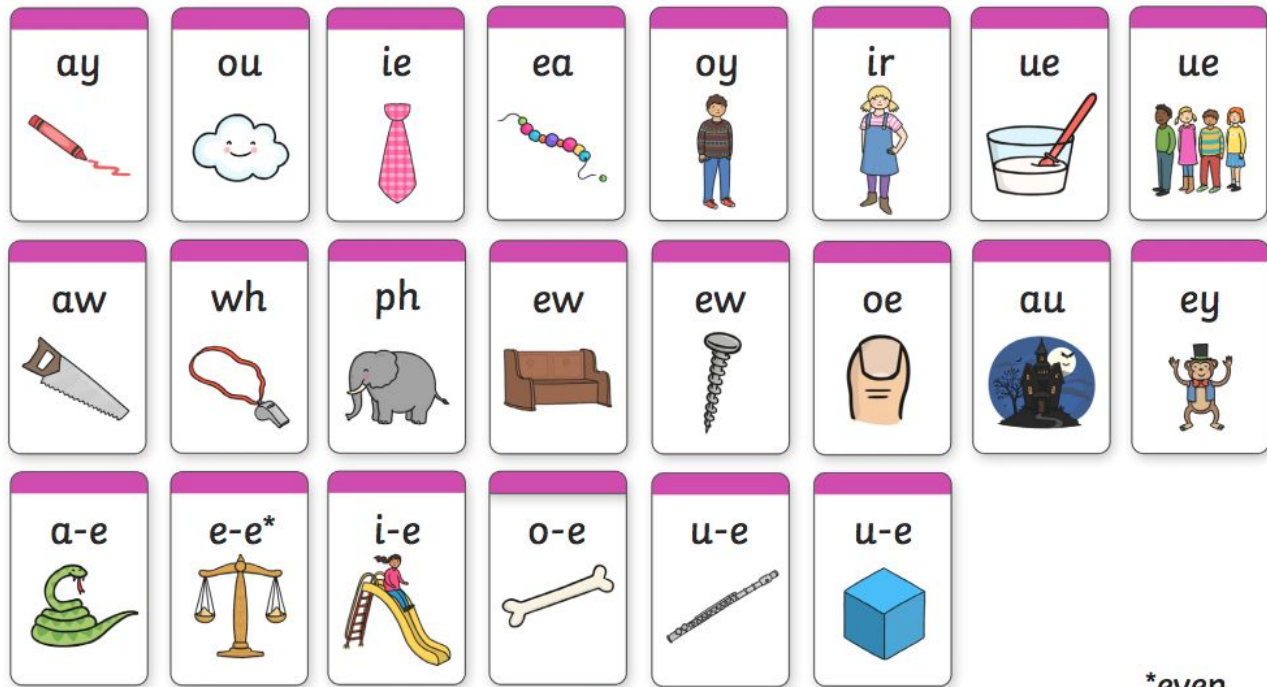
<https://www.teachyourmonstertorread.com/>



Additional resources (these are all currently free)

<https://www.phonicsplay.co.uk/>

<https://www.teachyourmonstertoread.com/>



Additional resources (these are all currently free)


<https://www.phonicsplay.co.uk/>

<https://www.teachyourmonstortor ead.com/>

\*even

Here are today's focus words for reading and spelling:

lived  
coming



i is a short vowel i

lived

Remember -ed

o sounds like short u

coming

Remember -ing



Look and Say

Look, Say  
and Write



Cover  
and Write



lived

coming





Today we are going to look at the digraph

OW

We already know that ow can sound like cow or  
now.

Today we will look at how /ow/ can make  
the sound 'oa'



Watch Mr  
Thorne's video  
to find out more  
about 'ow'!



<https://www.youtube.com/watch?v=Wot5CmStKIY>

# ow making a 'oa' sound

Sound out the words carefully. Can you hear the ow sound.

snow

slow

low

grow





Look and Say

Look, Say  
and Write



Cover  
and Write



snow

low

slow

grow

Help Geraldine  
look for the /ow/  
sound.

We know lots of  
you love Geraldine!



<https://www.youtube.com/watch?v=WPtNBSfCkJA>

th r ow



twinkl.com

c r ow



twinkl.com

If you are able to print them off, you can fold the word to reveal the sounds and the picture.

Read or print the words. Use the sound buttons and arrow to blend.

y e ll ow



twinkl.com

s ow



twinkl.com

If you are able to print them off, you can fold the word to reveal the sounds and the picture.

m ow



b ow



If you are able to print them off, you can fold the word to reveal the sounds and the picture.



<p>s n ow</p> <p>• • █</p> <p>————→</p>	 <p>twinkl.com</p>
---	--

<p>b l ow</p> <p>• • █</p> <p>————→</p>	 <p>twinkl.com</p>
---	--

If you are able to print them off, you can fold the word to reveal the sounds and the picture.



Tomorrow we will be learning another oa sound and we will have a game to apply your learning then.