

# Maths

Starter - let's recap counting in 2s with 2x table.





# Maths

Click on the link → [Home Learning](#)

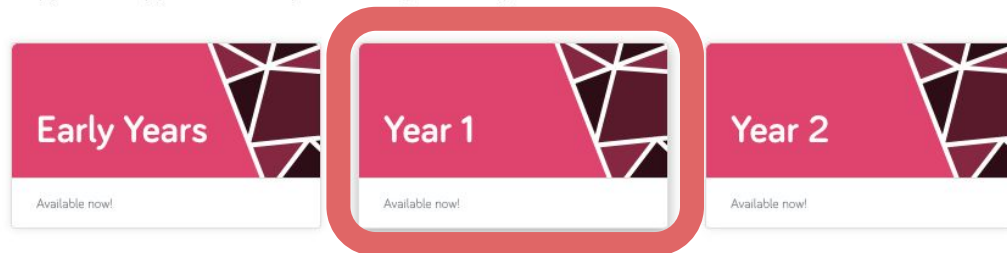
Scroll down and click on Year 1

## Hello there, Parents and Carers!

---

As schools worldwide close for now in response to COVID-19, you might be wondering how best to help your child or children with their studies at home.

Always happy to help, the White Rose Maths Team has prepared a series of five maths lessons for each year group from Year 1-8. We will be adding five more each week for the next few weeks. Every lesson comes with a short video showing you clearly and simply how to help your child to complete the activity successfully.



# Maths

Watch the video and answer the questions.


Complete the activity (if you don't have a printer just record your answer on paper)


Click on summer term week 1 and find ...

## Lesson 4 - Find a half (1)

Flashback 4 Year 1 | Week 3 | Day 4

1) There are 5 groups of 2 fish.

2) One  fills  .

How many blue buckets can I fill with   ? 6

3) The flower is 6 bricks tall.

4) What 07:42 | 22

 Get the Activity

Lesson 4 - Y1 Summer Block 2 WO1 Find a half (1) 2020

 Get the Answers

Lesson 4 - Y1 Summer Block 2 ANS1 Find a half (1) 2020

Today focuses on finding half of a shape or object. Tomorrow with focus on finding half of an amount.

# Maths

Extra challenge!

Download this diving into mastery activity on twinkl. You will need to have signed up for the free subscription. Offer Code: UKTWINKLHELPS

<https://www.twinkl.co.uk/offer>

<https://www.twinkl.co.uk/resource/year-1-diving-into-mastery-find-a-half-1-activity-cards-t-m-31830>

There is also adult guidance to ask your child questions.

**Find a half (1)**  
Adult Guidance with Question Prompts

Children learn that half means one of two equal parts and which means complete. Children investigate halving shapes, objects and quantities. They sort, describe and compare quantities, as they study representations of halves. Here, children match the halves to make a whole. They also practice drawing lines on objects to show halves. It would be great if children had access to playdough and cutting tools, paper and scissors to investigate making different shapes and finding ways to have them.

How many pieces has each piece of fruit been cut into?  
Do they show halves? How do you know?  
Does it matter if they are cut in the same way?  
Does there need to be the same amount in each part?  
Can you match the halves that go together to make a whole?

If you cut a whole piece of fruit in half,  
how many pieces would you make?  
How would you know that each piece is a half?  
Draw a line on each piece of fruit to show where to cut.  
How can we check that they are halves?  
Is there another way to halve them?

Use playdough to make different shapes.  
Can you find different ways to cut them in half?

**Find a half (1)**  
Draw lines to match the halves.

**Find a half (1)**  
Tick the fruits that show halves.  
I cut these into 2 parts, so they are all halves.

How do you know?

**Find a half (1)**  
Use paper shapes to help you.  
How many ways can you find to halve the shapes?

Put the number in the box.  
Which shape has the most ways?

Now try some different shapes.  
What do you notice?

**Find a half (1)**  
Can you find a way to prove it?

**Find a half (1)**  
It's impossible to cut this shape in half.  
Are there any more shapes that can't be halved?