

Maths

Starter - let's recap



Maths



Today's activity is on Maths with Parents

<https://www.mathswithparents.com/KWeb?>

1KM code : 339243

1N code : 615838

You will be able to comment about child's progress and upload pictures of their completed activities for us to see.

Division by sharing



Watch the video all about division by sharing. We have already learnt about this on Friday!

Sticky
Shapes



Explore

Counter
Counting



Explore

Greater
Depth
Challenge










Explore

Choose an activity. You can do as many of these as you wish.

Alternatively, you can have a go at these, as we know some of you like a worksheet!

Division by Sharing

Use a pencil to share these tasty goodies equally between different numbers of people.

	How many does each person get?	What does the calculation look like?
a. Share between 3 	1 2 3 4	$3 \div 3 = 1$
b. Share between 2 	2 3 4 5	$8 \div 2 =$
c. Share between 4 	2 3 4 5	$12 \div 4 =$
d. Share between 3 	2 3 4 5	$12 \div 3 =$
e. Share between 5 	2 3 4 5	$10 \div 5 =$
f. Share between 2 	2 3 4 5	$10 \div 2 =$
g. Share between 4 	2 3 4 5	$16 \div 4 =$

Did you enjoy it?



Don't forget to rate the learning!

What did you find easy or hard? Let your teacher know!

e.g. "I enjoyed beating my sister at this game!"

Upload a photo:

Do you want to upload a photo of you and 1N playing this activity together? Use the button below:

Upload photo

You can also upload you photo to google classroom.

At the bottom of the page there is a section to comment and upload a photo for your teachers to see.