

We will be follow a sequence of lessons provided by Oak National Academy. Please follow the slides to guide you to today's lesson and activity.

# English

# Instructions

Click on the link → [Sam's Sandwich](#)

Click on start lesson

## Sam's Sandwich

In this lesson, we will be listening to the story of Sam's Sandwich before answering questions on it. You will need some paper and a pencil.


Start Lesson

Click to play the video.

Today the lesson will focus on:



You will need:



When you have watched the video, please upload a photo of your learning to Google Classroom and you will look at lesson 2 on Tuesday.

# Word of the week

In school we have a word of the week. We would like to continue this at home. Here is how we will structure your week.

Monday - guess what you think the word means

Tuesday - Learn the spelling of the word. Look at the sounds and syllables. Discuss the meaning of the word (we use a definition and pictures)

Wednesday - Discuss synonyms and antonyms.

Thursday - Apply the word in different contexts.

Friday - Write and discuss what you can remember about the word

# Word of the week


Our word this week is : impossible

Monday - What you think the word means?

Can you write it in a sentence?

Keep this safe and we will add to it on Friday to see what we have learnt.

# Handwriting

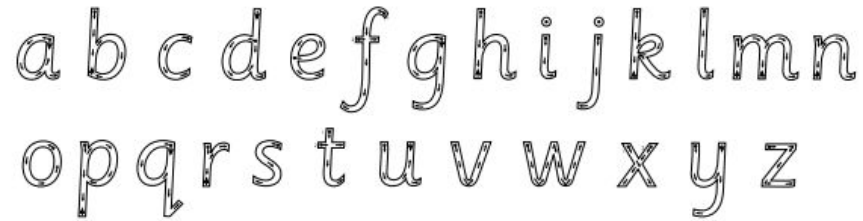


Many of you have asked about how to support with handwriting at home.

In school we use the program 'Penpals'

They have provided some resources which may be useful for you to look through. These are all on the information slides for this week.

As a reminder, correct letter formation for lower-case letters is as follows. The arrows show the direction of your child's pencil:



Capital letters are formed as follows:



# Reading

Please see the slide in this week's information slides to help to support daily reading at home.

We have seen some photos of some fantastic reading, well done.

