

We will be follow a sequence of lessons provided by Oak National Academy.

Today we will be following **Lesson five**.

Please follow the slides to guide you to today's lesson and activity.

English

Instructions

Click on the link → [Sam's Sandwich](#)

Click on start lesson

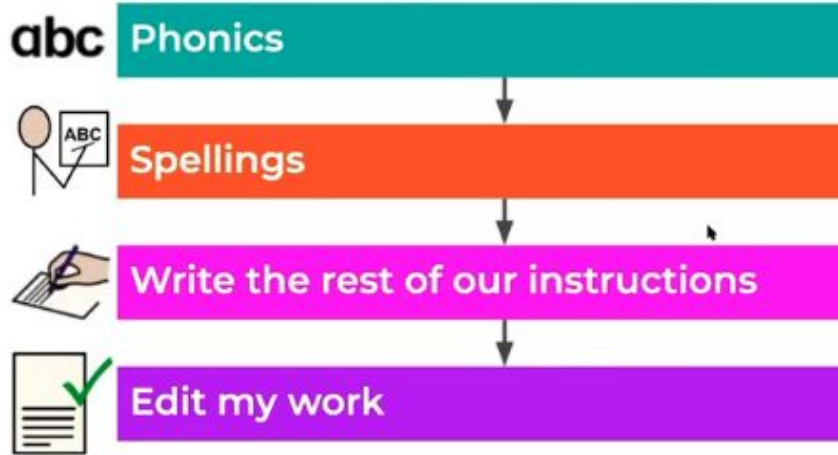
Instructions: to continue to write a set of instructions

Today, we are finishing our writing of our disgusting sandwich recipe from last week. We are going to be writing the last 4 steps in our instructions before checking that we have used full stops and capital letters. You will need the work that you started last week.


Click to play the video.

Today the lesson will focus on:

Although Miss Brown will say Friday,
today is Monday!



You will need:



Today's task:

- Recap your key spellings
- Continue to write your instructions from Thursday
- Write a sentence for the rest of the boxes

When you have watched the video, you can upload a picture of your sentences to Google Classroom.



1. A and .

Word of the week

In school we have a word of the week. We would like to continue this at home. Here is how we will structure your week.

Monday - guess what you think the word means

Tuesday - Learn the spelling of the word. Look at the sounds and syllables. Discuss the meaning of the word (we use a definition and pictures)

Wednesday - Discuss synonyms and antonyms.

Thursday - Apply the word in different contexts.

Friday - Write and discuss what you can remember about the word

Word of the week


Our word this week is : **spoil**

Monday - What you think the word means?

Can you write it in a sentence?

Keep this safe and we will add to it on Friday to see what we have learnt.

Handwriting




Many of you have asked about how to support with handwriting at home.

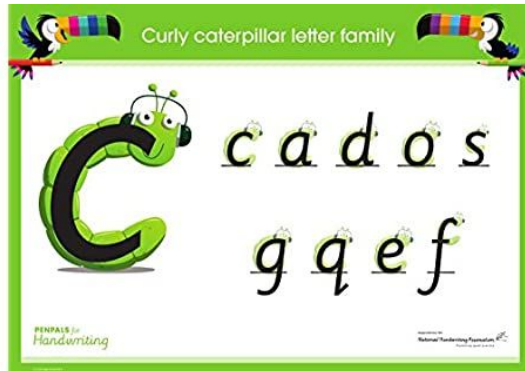
In school we use the program 'Penpals'

They have provided some resources which may be useful for you to look through. These are all on the information slides for this week.

As a reminder, correct letter formation for lower-case letters is as follows. The arrows show the direction of your child's pencil:



Capital letters are formed as follows:



Reading

Please see the slide in this week's information slides to help to support daily reading at home.

We have seen some photos of some fantastic reading, well done.

