

Useful information


Teach your monster to read is a phonics app which is currently free to download.

Numbots is an online maths resource where children can practise number skills. Each child has thier own username and password in the back of their contact book. It is the same username and password for Times Tables Rockstars. <https://play.numbots.com/#/account/school-login-type>

English

Use the picture on the next slide to write a story or some sentences.

How did the banana get so big?



Maths

Explore the weight of different items and use the language on the first slide.

Weight

When we talk about weight, we mean how heavy or light something is. Sometimes we call this mass.


Words we may use...

heavy

heavier

heaviest

heavier than




light

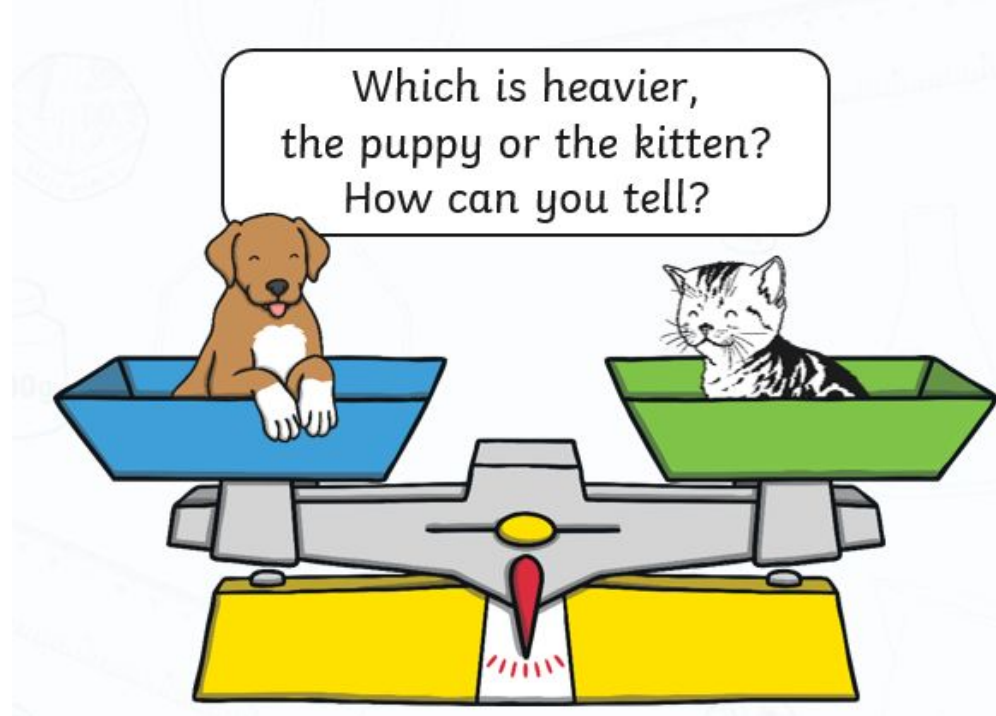
lighter

lightest

lighter than



We know the doll is heavier because the side of the scale with the doll on is weighed down.



We know the puppy and the kitten weigh the same because the scales are equally balanced.

Which is heavier, the banana or the strawberry?
How can you tell?



We know the banana is heavier because the side of the scale with the banana on is weighed down.

Let's become
human
weighing
scales.

Pick 2 items
and tip like a
weighing
scale.

Let's explore

Use balancing scales to compare and weigh the different size balls of dough.

Set up a small post office with different size and shape parcels. Are the larger parcels the heavier parcels?

Choose an item.
How many cubes does that item weigh?

Use balancing scales to compare and weigh different objects around the classroom. Use the words heavier and lighter.

Outside?
Human weighing scales
Have a bucket in each hand, add an item and tip like scales would.