

Reception - Home Learning

Monday 20th April



We hope you had a lovely Easter break and are feeling refreshed and ready to do some fun activities.

Please do not feel pressured to complete all of the daily activities, we have tried to scale back expectations so have added in 'optional' onto certain activities to give families more freedom to make the online learning work for them. We would just love to hear from all our children no matter what they are up to!



Children love having parents who are playful, fun, interested and curious about them.

Children enjoy feeling important and special and really benefit from having some individual time with parents.

Here are some creative activities that you can use with your child to support their emotional development at home.

Play releases lots of feel good chemicals that help us feel calm, steady and connected. If possible, look to do these activities for as much as 20 minutes or more each day.

Top Tips:

- Draw up a routine of what you are doing and when.
- Keep cardboard boxes or clean recycling objects to use for arts later.
- Don't worry if things go wrong - play can be fun and endings can be difficult.
- Remember - children learn hugely through play, especially with an adult they love.

Word of the Week


Gravity

On a Monday, we normally introduce the word of the week and talk about what the children think it might mean. So, please talk to your child about what they think the word gravity might mean and post their ideas on tapestry.

We will post the meaning on Friday.

Daily Discovery -

Read the story 'Charlie the firefighter' which is available to download on Tapestry or alternatively download from Twinkl.




Weekly Writing Task

To be completed this week Please upload a photo of your child's work if possible.

Task: To write about Charlie the Firefighter.

Steps to success:

- I can draw Charlie the Firefighter.
- I can hear the initial, middle and end sounds in words to describe Charlie.
- I can form my letters correctly.
- I can write a word or sentence about Charlie the Firefighter.
- Challenge: I can use a connective to extend my sentence e.g. and.

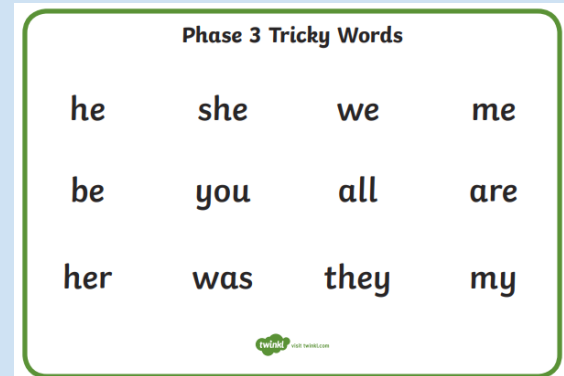
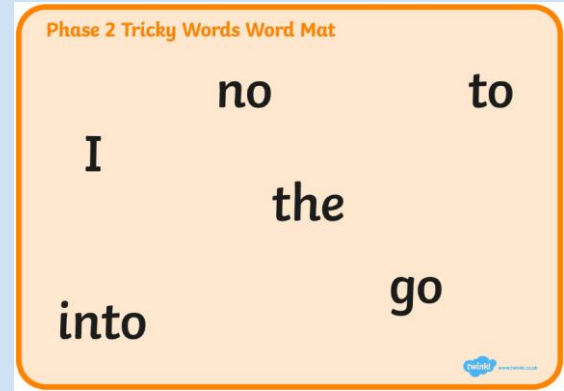



Optional phonics activity - Tricky word hunt

The children love this activity at school so we thought it would be nice for the children to try this at home.

If you write some of the phase 2 and 3 tricky words on pieces of paper and hide them around the house, your child can then go on a hunt for the words. Once they have found them all, they can sort the words and read them to you.

If you want to extend this activity, your child could write and hide some tricky words for you to find or have a go at putting the tricky words into a verbal or written sentence.





My Phase 2 sound mat



My Phase 3 Sound Mat

j



v



w



x



y



z



zz



qu



ch



sh



th



ng



ai



ee



igh



oa



oo



oo



ar



or



ur



ow



oi



ear



air



ure



Pure

er



Phase 2 Tricky Words Word Mat

no

to

I

the

into

go

Phase 3 Tricky Words

he

she

we

me

be

you

all

are

her

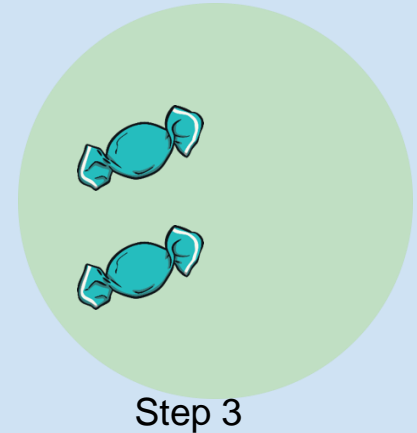
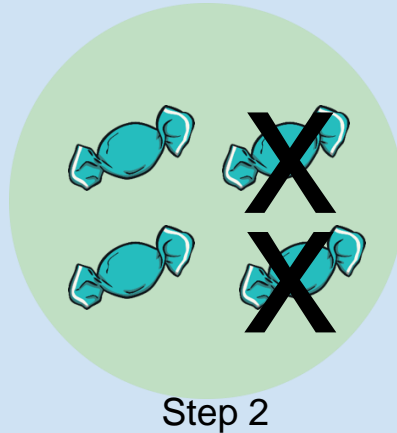
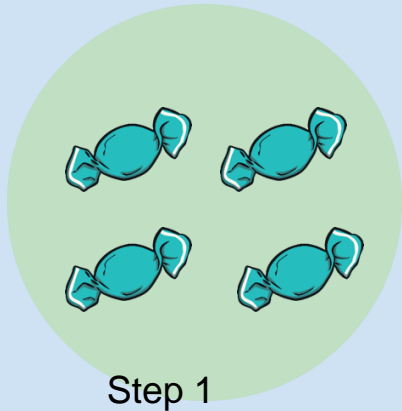
was

they

my

Maths - Subtraction (taking away)

1. Start by talking about what subtraction means - where we take something away. Does the number/group/objects get smaller/less or bigger/more?
2. Your child will need to use real objects to learn about subtraction (you can choose any kind of object as long as they are the same). Your child needs to see that the quantity of a group can be changed by taking some items away.
3. Start with a group of objects (up to 6). Encourage your child to count out all of the items at the start (step 1). Then ask them to subtract (take away) 2 objects practically (step 2) and then count how many are left (step 3).



Daily PE - #PEwithJoe

Joe Wicks will be doing daily, fun workouts for children to do at home at **9am** for 30 minutes.

He also has a number of kids workout videos on his Youtube Channel.

<https://www.youtube.com/channel/UCAxW1XT0iEJo0TYIRfn6rYQ>

A PE lesson will be uploaded on Wednesday.



P.E. WITH JOE


Monday - Friday

9am Live on YouTube

The Body Coach TV

#PEwithJOE

Daily Reading



There is still an expectation for daily reading to take place at home. Please continue to note this in the school/home contact book.

Once your child returns to school they will receive a prize and certificate if they if have read daily during their isolation period.

Please use this link to view online ‘banded books’:

<https://www.oxfordowl.co.uk/for-home/find-a-book/library-page/>

Select the ‘levels’ drop down - then ‘book band’ then choose your child's band. Please feel free in this time to explore the book band above your child's current band to challenge them.

Alternatively, please continue to read books ‘for pleasure’.

Useful Websites

<https://www.twinkl.co.uk/offer>

Twinkl offer so many fantastic free resources. Offer Code: UKTWINKLHELPS

<https://www.topmarks.co.uk/>

<https://www.phonicsplay.co.uk/>

Free during school closure period

Username: march20

Password: home

Useful Websites Continued

<https://www.bbc.co.uk/cbeebies/shows/numberblocks>

<https://www.bbc.co.uk/cbeebies/shows/alphablocks>

<https://www.bbc.co.uk/programmes/b006v94w/episodes/guide>

<https://www.youtube.com/user/CosmicKidsYoga>