

Reception - Home Learning

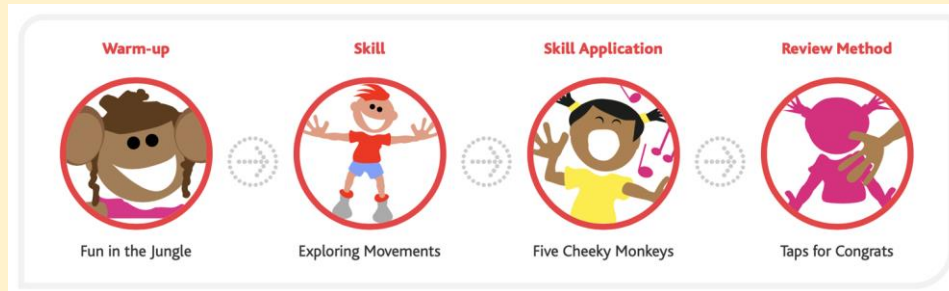
Wednesday 6th May

PE lesson

For PE we follow the Real PE scheme.

Guide to use the website:

- 1) Login
- 2) Click on the dashboard
- 3) Select Real PE
- 4) Select foundation
- 5) Select unit 2
- 6) Select lesson 4
- 7) Click through the warm up, skill and skill application (there are videos and/or step by step instructions)



They have provided us with a parent login:

The website address is:

home.jasmineactive.com

Parent email: parent@whyteleafe-1.com

Password: whyteleafe

Optional Daily Discovery

With help from your parent, can you think of...

- 3 questions about farms/animals that you would like to find out the answer to.
- 3 things you have found out about farms/animals.
You could use the google, videos, family knowledge, books or TV to find out the something new about farms.

This document is available to
Download.

My Farm Topic Research Map

Fill the map with facts or pictures from your research and make links between any that have a connection. You could include questions you might research another day.

The diagram is a research map template. At the center is a white horse with the word "Farm" written on its side. Six arrows radiate from the horse to six empty rectangular boxes arranged in a circle around it. Below the central illustration are five small illustrations of farm animals: a pink pig, a brown and white cow, a brown chicken, and a black and white sheep. A large empty rectangular box is positioned at the bottom center of the page, below the animal illustrations.

Weekly Writing Task

To be completed this week Please upload a photo of your child's work if possible.

Task: To write about their favourite farm animal from the story 'Rosie's Walk'.

STS:


I can draw a picture of a 'Rosies Walk' animal.

I can hear the initial, middle and end sounds in words to describe the farm animal.

I can form my letters correctly.

I can write a word or sentence about the Rosies Walk character.

Challenge: I can use a connective to extend my sentence e.g. and.



Optional Phonics Activity - What's in the box?


Using a selection of Phase 2 and Phase 3 sounds and tricky words to fill the box... can you play 'What's in the box?' just like pass the parcel with your family is possible.

When the music or your singing stops can the person say the sound or tricky word correctly?

What to put in the box?

- Phase 2 sounds
- Phase 3 sounds
- Tricky words
- CVC words





My Phase 2 sound mat



My Phase 3 Sound Mat

j



v



w



x



y



z



zz



qu



ch



sh



th



ng



ai



ee



igh



oa



oo



oo



ar



or



ur



ow



oi



ear



air



ure



Pure

er



Phase 2 Tricky Words Word Mat

no

to

I

the

into

go

Phase 3 Tricky Words

he

she

we

me

be

you

all

are

her

was

they

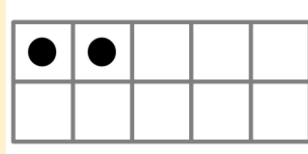
my

Maths - Doubling on a tens frame

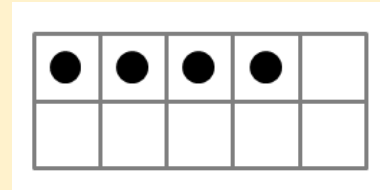
Just like subtraction, we will be using a tens frame to support your child to complete some doubling challenges. If you cannot print off a tens frame please draw one for your child to use. It is also useful to have physical objects to use on the tens frame so they can see the objects double.

Maths Activity - We are going to be doubling numbers up to 5 so the children will only need 1 tens frame.

1. Ask your child to put 2 objects on their tens frame (make sure to start at the top left hand corner and fill to the right).



2. Ask them to double 2, do they know they need to put the same number of 'counters' on their tens frame?
If not reinforce that double means 'twice as many' so they need to put the same number of counters on the tens frame again.



3. Encourage them to count all the counters to find the answer
4. Can they record their calculation in a number sentence?

*Repeat with a few numbers. If they have completed this confidently move on to doubling numbers up to 10. Your child will need 2 tens frames to complete this.

Daily Reading



There is still an expectation for daily reading to take place at home. Please continue to note this in the school/home contact book.

Once your child returns to school they will receive a prize and certificate if they if have read daily during their isolation period.

Please use this link to view online ‘banded books’:

<https://www.oxfordowl.co.uk/for-home/find-a-book/library-page/>

Select the ‘levels’ drop down - then ‘book band’ then choose your child's band. Please feel free in this time to explore the book band above your child's current band to challenge them.

Alternatively, please continue to read books ‘for pleasure’.

Useful Websites

<https://www.twinkl.co.uk/offer>

Twinkl offer so many fantastic free resources. Offer Code: UKTWINKLHELPS

<https://www.topmarks.co.uk/>

<https://www.phonicsplay.co.uk/>

Free during school closure period

Username: march20

Password: home

Useful Websites Continued

<https://www.bbc.co.uk/cbeebies/shows/numberblocks>

<https://www.bbc.co.uk/cbeebies/shows/alphablocks>

<https://www.bbc.co.uk/programmes/b006v94w/episodes/guide>

<https://www.youtube.com/user/CosmicKidsYoga>